

APPENDIX G

INTERSECTION TURNING MOVEMENT COUNTS, PEDESTRIAN AND BICYCLE COUNTS

A.M. Peak

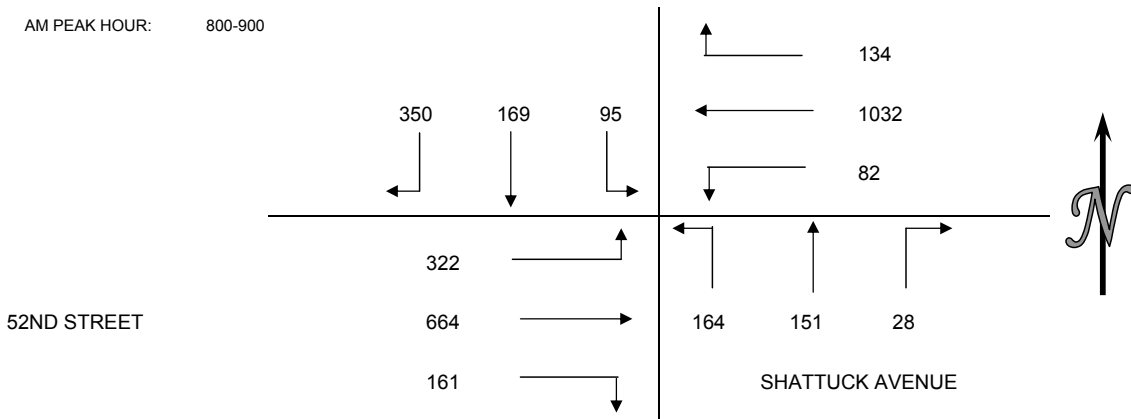
INTERSECTION CAR/PED/BIKE TRAFFIC COUNT RESULTS SUMMARY

CLIENT: DKS ASSOCIATES
 INTERSECTION: N/S SHATTUCK AVENUE
 E/W 52ND STREET

DATE: TUESDAY, FEBRUARY 13, 2007
 PERIOD: 7:00 AM TO 9:00 AM

| VEHICLE COUNTS | | | | | | | | | | | | | |
|----------------|------|------|------|------|------|------|------|------|------|------|------|------|-------|
| 15 MIN COUNTS | 1 | 2 | 3 | 4 | 5 | 6 | 7 | 8 | 9 | 10 | 11 | 12 | TOTAL |
| PERIOD | SBRT | SBTH | SBLT | WBRT | WBTH | WBLT | NBRT | NBTH | NBLT | EBRT | EBTH | EBLT | TOTAL |
| 700-715 | 52 | 24 | 14 | 18 | 118 | 9 | 9 | 32 | 30 | 20 | 79 | 38 | 443 |
| 715-730 | 79 | 31 | 17 | 17 | 146 | 17 | 5 | 27 | 23 | 30 | 107 | 52 | 551 |
| 730-745 | 94 | 40 | 22 | 14 | 188 | 7 | 4 | 39 | 29 | 26 | 144 | 69 | 676 |
| 745-800 | 109 | 32 | 31 | 29 | 244 | 12 | 3 | 33 | 42 | 40 | 188 | 83 | 846 |
| 800-815 | 100 | 47 | 26 | 36 | 276 | 23 | 4 | 24 | 49 | 56 | 174 | 86 | 901 |
| 815-830 | 87 | 36 | 21 | 20 | 250 | 14 | 2 | 34 | 30 | 26 | 140 | 71 | 731 |
| 830-845 | 71 | 43 | 22 | 33 | 262 | 20 | 9 | 48 | 34 | 37 | 161 | 76 | 816 |
| 845-900 | 92 | 43 | 26 | 45 | 244 | 25 | 13 | 45 | 51 | 42 | 189 | 89 | 904 |
| HOURLY TOTALS | 1 | 2 | 3 | 4 | 5 | 6 | 7 | 8 | 9 | 10 | 11 | 12 | TOTAL |
| PERIOD | SBRT | SBTH | SBLT | WBRT | WBTH | WBLT | NBRT | NBTH | NBLT | EBRT | EBTH | EBLT | TOTAL |
| 700-800 | 334 | 127 | 84 | 78 | 696 | 45 | 21 | 131 | 124 | 116 | 518 | 242 | 2516 |
| 715-815 | 382 | 150 | 96 | 96 | 854 | 59 | 16 | 123 | 143 | 152 | 613 | 290 | 2974 |
| 730-830 | 390 | 155 | 100 | 99 | 958 | 56 | 13 | 130 | 150 | 148 | 646 | 309 | 3154 |
| 745-845 | 367 | 158 | 100 | 118 | 1032 | 69 | 18 | 139 | 155 | 159 | 663 | 316 | 3294 |
| 800-900 | 350 | 169 | 95 | 134 | 1032 | 82 | 28 | 151 | 164 | 161 | 664 | 322 | 3352 |

AM PEAK HOUR: 800-900



| PEDESTRIAN COUNTS | | | | | |
|-------------------|-----------|----------|-----------|----------|-------|
| 15 MIN COUNTS | NORTH LEG | EAST LEG | SOUTH LEG | WEST LEG | TOTAL |
| PERIOD | NORTH LEG | EAST LEG | SOUTH LEG | WEST LEG | TOTAL |
| 700-715 | 0 | 1 | 0 | 1 | 2 |
| 715-730 | 0 | 3 | 1 | 0 | 4 |
| 730-745 | 0 | 1 | 5 | 1 | 7 |
| 745-800 | 1 | 5 | 1 | 3 | 10 |
| 800-815 | 0 | 2 | 2 | 3 | 7 |
| 815-830 | 3 | 1 | 1 | 6 | 11 |
| 830-845 | 2 | 4 | 2 | 3 | 11 |
| 845-900 | 2 | 0 | 1 | 2 | 5 |
| HOURLY TOTALS | NORTH LEG | EAST LEG | SOUTH LEG | WEST LEG | TOTAL |
| PERIOD | NORTH LEG | EAST LEG | SOUTH LEG | WEST LEG | TOTAL |
| 700-800 | 1 | 10 | 7 | 5 | 23 |
| 715-815 | 1 | 11 | 9 | 7 | 28 |
| 730-830 | 4 | 9 | 9 | 13 | 35 |
| 745-845 | 6 | 12 | 6 | 15 | 39 |
| 800-900 | 7 | 7 | 6 | 14 | 34 |

| BICYCLE COUNTS | | | | | |
|----------------|-----------|----------|-----------|----------|-------|
| 15 MIN COUNTS | NORTH LEG | EAST LEG | SOUTH LEG | WEST LEG | TOTAL |
| PERIOD | NORTH LEG | EAST LEG | SOUTH LEG | WEST LEG | TOTAL |
| 700-715 | 0 | 3 | 0 | 0 | 3 |
| 715-730 | 1 | 2 | 1 | 3 | 7 |
| 730-745 | 0 | 0 | 1 | 1 | 2 |
| 745-800 | 2 | 2 | 2 | 2 | 8 |
| 800-815 | 1 | 3 | 0 | 1 | 5 |
| 815-830 | 2 | 3 | 2 | 0 | 7 |
| 830-845 | 0 | 0 | 1 | 1 | 2 |
| 845-900 | 1 | 5 | 1 | 0 | 7 |
| HOURLY TOTALS | NORTH LEG | EAST LEG | SOUTH LEG | WEST LEG | TOTAL |
| PERIOD | NORTH LEG | EAST LEG | SOUTH LEG | WEST LEG | TOTAL |
| 700-800 | 3 | 7 | 4 | 6 | 20 |
| 715-815 | 4 | 7 | 4 | 7 | 22 |
| 730-830 | 5 | 8 | 5 | 4 | 22 |
| 745-845 | 5 | 8 | 5 | 4 | 22 |
| 800-900 | 4 | 11 | 4 | 2 | 21 |

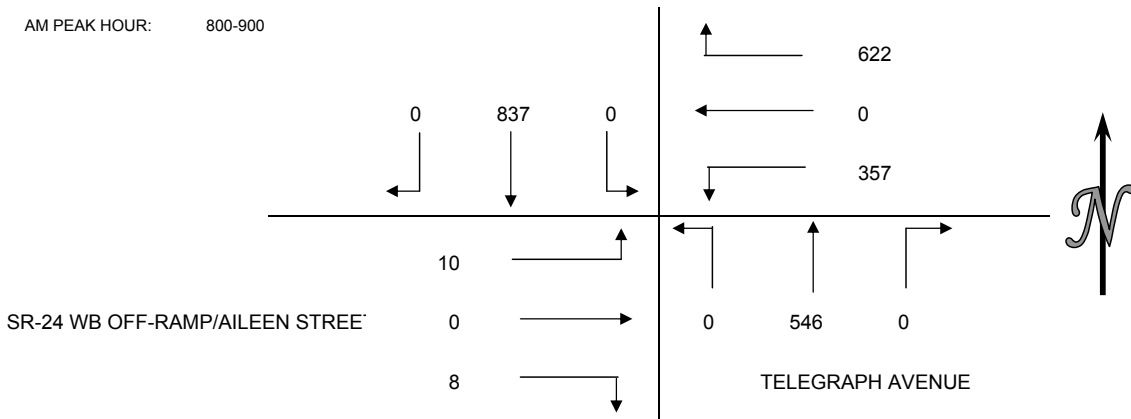
INTERSECTION CAR/PED/BIKE TRAFFIC COUNT RESULTS SUMMARY

CLIENT: DKS ASSOCIATES
 INTERSECTION: N/S TELEGRAPH AVENUE
 E/W SR-24 WB OFF-RAMP/AILEEN STREET

DATE: TUESDAY, FEBRUARY 13, 2007
 PERIOD: 7:00 AM TO 9:00 AM

| VEHICLE COUNTS | | | | | | | | | | | | | |
|----------------|------|------|------|------|------|------|------|------|------|------|------|------|-------|
| 15 MIN COUNTS | 1 | 2 | 3 | 4 | 5 | 6 | 7 | 8 | 9 | 10 | 11 | 12 | TOTAL |
| PERIOD | SBRT | SBTH | SBLT | WBRT | WBTH | WBLT | NBRT | NBTH | NBLT | EBRT | EBTH | EBLT | TOTAL |
| 700-715 | 0 | 84 | 0 | 98 | 0 | 44 | 0 | 76 | 0 | 3 | 0 | 1 | 306 |
| 715-730 | 0 | 101 | 0 | 123 | 0 | 75 | 0 | 100 | 0 | 8 | 0 | 0 | 407 |
| 730-745 | 0 | 143 | 0 | 139 | 0 | 60 | 0 | 125 | 0 | 4 | 0 | 2 | 473 |
| 745-800 | 0 | 162 | 0 | 149 | 0 | 83 | 0 | 137 | 0 | 5 | 0 | 2 | 538 |
| 800-815 | 0 | 188 | 0 | 154 | 0 | 90 | 0 | 131 | 0 | 0 | 0 | 7 | 570 |
| 815-830 | 0 | 225 | 0 | 150 | 0 | 91 | 0 | 163 | 0 | 3 | 0 | 0 | 632 |
| 830-845 | 0 | 216 | 0 | 165 | 0 | 81 | 0 | 137 | 0 | 3 | 0 | 3 | 605 |
| 845-900 | 0 | 208 | 0 | 153 | 0 | 95 | 0 | 115 | 0 | 2 | 0 | 0 | 573 |
| HOURLY TOTALS | 1 | 2 | 3 | 4 | 5 | 6 | 7 | 8 | 9 | 10 | 11 | 12 | TOTAL |
| PERIOD | SBRT | SBTH | SBLT | WBRT | WBTH | WBLT | NBRT | NBTH | NBLT | EBRT | EBTH | EBLT | TOTAL |
| 700-800 | 0 | 490 | 0 | 509 | 0 | 262 | 0 | 438 | 0 | 20 | 0 | 5 | 1724 |
| 715-815 | 0 | 594 | 0 | 565 | 0 | 308 | 0 | 493 | 0 | 17 | 0 | 11 | 1988 |
| 730-830 | 0 | 718 | 0 | 592 | 0 | 324 | 0 | 556 | 0 | 12 | 0 | 11 | 2213 |
| 745-845 | 0 | 791 | 0 | 618 | 0 | 345 | 0 | 568 | 0 | 11 | 0 | 12 | 2345 |
| 800-900 | 0 | 837 | 0 | 622 | 0 | 357 | 0 | 546 | 0 | 8 | 0 | 10 | 2380 |

AM PEAK HOUR: 800-900



| PEDESTRIAN COUNTS | | | | | |
|-------------------|-----------|----------|-----------|----------|-------|
| 15 MIN COUNTS | NORTH LEG | EAST LEG | SOUTH LEG | WEST LEG | TOTAL |
| PERIOD | NORTH LEG | EAST LEG | SOUTH LEG | WEST LEG | TOTAL |
| 700-715 | 0 | 1 | 0 | 3 | 4 |
| 715-730 | 0 | 3 | 1 | 2 | 6 |
| 730-745 | 0 | 4 | 0 | 0 | 4 |
| 745-800 | 0 | 0 | 0 | 2 | 2 |
| 800-815 | 0 | 1 | 0 | 0 | 1 |
| 815-830 | 0 | 3 | 5 | 2 | 10 |
| 830-845 | 1 | 1 | 0 | 0 | 2 |
| 845-900 | 0 | 4 | 3 | 2 | 9 |
| HOURLY TOTALS | NORTH LEG | EAST LEG | SOUTH LEG | WEST LEG | TOTAL |
| PERIOD | NORTH LEG | EAST LEG | SOUTH LEG | WEST LEG | TOTAL |
| 700-800 | 0 | 8 | 1 | 7 | 16 |
| 715-815 | 0 | 8 | 1 | 4 | 13 |
| 730-830 | 0 | 8 | 5 | 4 | 17 |
| 745-845 | 1 | 5 | 5 | 4 | 15 |
| 800-900 | 1 | 9 | 8 | 4 | 22 |

| BICYCLE COUNTS | | | | | |
|----------------|-----------|----------|-----------|----------|-------|
| 15 MIN COUNTS | NORTH LEG | EAST LEG | SOUTH LEG | WEST LEG | TOTAL |
| PERIOD | NORTH LEG | EAST LEG | SOUTH LEG | WEST LEG | TOTAL |
| 700-715 | 0 | 1 | 0 | 2 | 3 |
| 715-730 | 0 | 3 | 0 | 1 | 4 |
| 730-745 | 0 | 4 | 0 | 2 | 6 |
| 745-800 | 0 | 1 | 0 | 2 | 3 |
| 800-815 | 1 | 1 | 0 | 4 | 6 |
| 815-830 | 0 | 4 | 0 | 6 | 10 |
| 830-845 | 0 | 6 | 0 | 2 | 8 |
| 845-900 | 0 | 2 | 0 | 5 | 7 |
| HOURLY TOTALS | NORTH LEG | EAST LEG | SOUTH LEG | WEST LEG | TOTAL |
| PERIOD | NORTH LEG | EAST LEG | SOUTH LEG | WEST LEG | TOTAL |
| 700-800 | 0 | 9 | 0 | 7 | 16 |
| 715-815 | 1 | 9 | 0 | 9 | 19 |
| 730-830 | 1 | 10 | 0 | 14 | 25 |
| 745-845 | 1 | 12 | 0 | 14 | 27 |
| 800-900 | 1 | 13 | 0 | 17 | 31 |

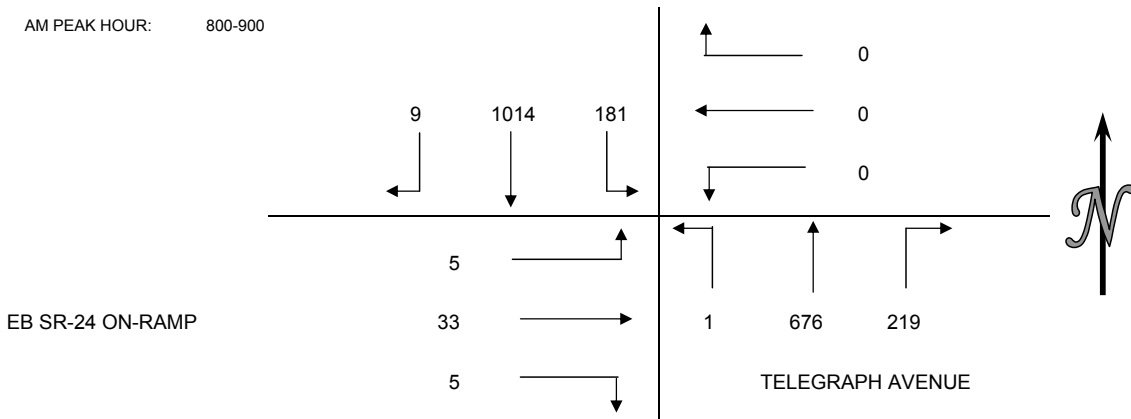
INTERSECTION CAR/PED/BIKE TRAFFIC COUNT RESULTS SUMMARY

CLIENT: DKS ASSOCIATES
 INTERSECTION: N/S TELEGRAPH AVENUE
 E/W EB SR-24 ON-RAMP

DATE: TUESDAY, FEBRUARY 13, 2007
 PERIOD: 7:00 AM TO 9:00 AM

| VEHICLE COUNTS | | | | | | | | | | | | | |
|----------------|------|------|------|------|------|------|------|------|------|------|------|------|-------|
| 15 MIN COUNTS | 1 | 2 | 3 | 4 | 5 | 6 | 7 | 8 | 9 | 10 | 11 | 12 | TOTAL |
| PERIOD | SBRT | SBTH | SBLT | WBRT | WBTH | WBLT | NBRT | NBTH | NBLT | EBRT | EBTH | EBLT | TOTAL |
| 700-715 | 3 | 115 | 22 | 0 | 0 | 0 | 36 | 66 | 0 | 0 | 1 | 0 | 243 |
| 715-730 | 2 | 140 | 38 | 0 | 0 | 0 | 41 | 96 | 0 | 3 | 7 | 1 | 328 |
| 730-745 | 3 | 187 | 39 | 0 | 0 | 0 | 48 | 113 | 0 | 2 | 11 | 0 | 403 |
| 745-800 | 1 | 202 | 43 | 0 | 0 | 0 | 52 | 151 | 1 | 3 | 7 | 0 | 460 |
| 800-815 | 4 | 249 | 41 | 0 | 0 | 0 | 48 | 135 | 0 | 1 | 8 | 1 | 487 |
| 815-830 | 1 | 262 | 53 | 0 | 0 | 0 | 52 | 165 | 0 | 1 | 8 | 1 | 543 |
| 830-845 | 1 | 287 | 47 | 0 | 0 | 0 | 68 | 169 | 0 | 1 | 14 | 1 | 588 |
| 845-900 | 3 | 216 | 40 | 0 | 0 | 0 | 51 | 207 | 1 | 2 | 3 | 2 | 525 |
| HOURLY TOTALS | 1 | 2 | 3 | 4 | 5 | 6 | 7 | 8 | 9 | 10 | 11 | 12 | TOTAL |
| PERIOD | SBRT | SBTH | SBLT | WBRT | WBTH | WBLT | NBRT | NBTH | NBLT | EBRT | EBTH | EBLT | TOTAL |
| 700-800 | 9 | 644 | 142 | 0 | 0 | 0 | 177 | 426 | 1 | 8 | 26 | 1 | 1434 |
| 715-815 | 10 | 778 | 161 | 0 | 0 | 0 | 189 | 495 | 1 | 9 | 33 | 2 | 1678 |
| 730-830 | 9 | 900 | 176 | 0 | 0 | 0 | 200 | 564 | 1 | 7 | 34 | 2 | 1893 |
| 745-845 | 7 | 1000 | 184 | 0 | 0 | 0 | 220 | 620 | 1 | 6 | 37 | 3 | 2078 |
| 800-900 | 9 | 1014 | 181 | 0 | 0 | 0 | 219 | 676 | 1 | 5 | 33 | 5 | 2143 |

AM PEAK HOUR: 800-900



| PEDESTRIAN COUNTS | | | | | |
|-------------------|-----------|----------|-----------|----------|-------|
| 15 MIN COUNTS | NORTH LEG | EAST LEG | SOUTH LEG | WEST LEG | TOTAL |
| PERIOD | NORTH LEG | EAST LEG | SOUTH LEG | WEST LEG | TOTAL |
| 700-715 | 0 | 1 | 0 | 0 | 1 |
| 715-730 | 0 | 3 | 0 | 0 | 3 |
| 730-745 | 0 | 3 | 1 | 1 | 5 |
| 745-800 | 0 | 0 | 0 | 0 | 0 |
| 800-815 | 0 | 1 | 0 | 4 | 5 |
| 815-830 | 0 | 1 | 0 | 0 | 1 |
| 830-845 | 2 | 2 | 0 | 0 | 4 |
| 845-900 | 0 | 3 | 0 | 3 | 6 |
| HOURLY TOTALS | NORTH LEG | EAST LEG | SOUTH LEG | WEST LEG | TOTAL |
| PERIOD | NORTH LEG | EAST LEG | SOUTH LEG | WEST LEG | TOTAL |
| 700-800 | 0 | 7 | 1 | 1 | 9 |
| 715-815 | 0 | 7 | 1 | 5 | 13 |
| 730-830 | 0 | 5 | 1 | 5 | 11 |
| 745-845 | 2 | 4 | 0 | 4 | 10 |
| 800-900 | 2 | 7 | 0 | 7 | 16 |

| BICYCLE COUNTS | | | | | |
|----------------|-----------|----------|-----------|----------|-------|
| 15 MIN COUNTS | NORTH LEG | EAST LEG | SOUTH LEG | WEST LEG | TOTAL |
| PERIOD | NORTH LEG | EAST LEG | SOUTH LEG | WEST LEG | TOTAL |
| 700-715 | 0 | 1 | 0 | 2 | 3 |
| 715-730 | 0 | 3 | 0 | 2 | 5 |
| 730-745 | 0 | 3 | 0 | 4 | 7 |
| 745-800 | 0 | 2 | 0 | 3 | 5 |
| 800-815 | 0 | 1 | 0 | 6 | 7 |
| 815-830 | 0 | 2 | 0 | 3 | 5 |
| 830-845 | 0 | 1 | 0 | 6 | 7 |
| 845-900 | 0 | 3 | 0 | 6 | 9 |
| HOURLY TOTALS | NORTH LEG | EAST LEG | SOUTH LEG | WEST LEG | TOTAL |
| PERIOD | NORTH LEG | EAST LEG | SOUTH LEG | WEST LEG | TOTAL |
| 700-800 | 0 | 9 | 0 | 11 | 20 |
| 715-815 | 0 | 9 | 0 | 15 | 24 |
| 730-830 | 0 | 8 | 0 | 16 | 24 |
| 745-845 | 0 | 6 | 0 | 18 | 24 |
| 800-900 | 0 | 7 | 0 | 21 | 28 |

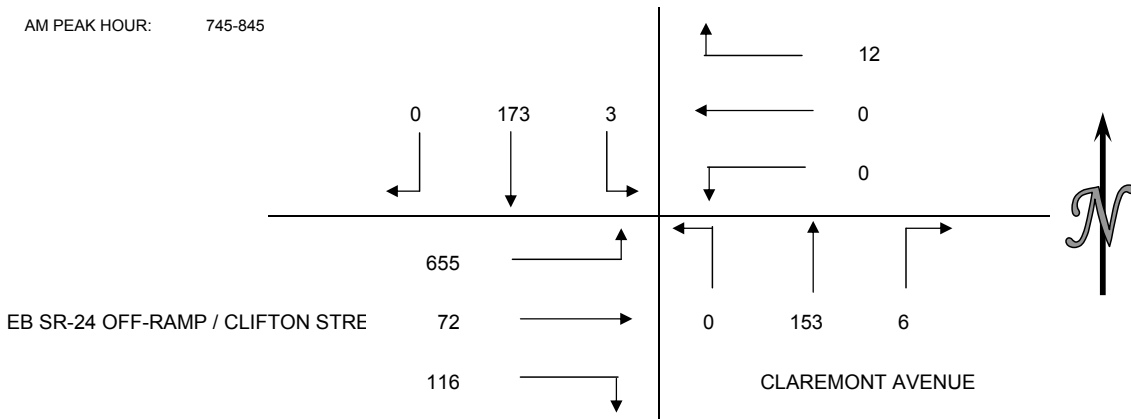
INTERSECTION CAR/PED/BIKE TRAFFIC COUNT RESULTS SUMMARY

CLIENT: DKS ASSOCIATES
 INTERSECTION: N/S CLAREMONT AVENUE
 E/W EB SR-24 OFF-RAMP / CLIFTON STREET

DATE: TUESDAY, FEBRUARY 13, 2007
 PERIOD: 7:00 AM TO 9:00 AM

| VEHICLE COUNTS | | | | | | | | | | | | | |
|----------------|------|------|------|------|------|------|------|------|------|------|------|------|-------|
| 15 MIN COUNTS | 1 | 2 | 3 | 4 | 5 | 6 | 7 | 8 | 9 | 10 | 11 | 12 | TOTAL |
| PERIOD | SBRT | SBTH | SBLT | WBRT | WBTH | WBLT | NBRT | NBTH | NBLT | EBRT | EBTH | EBLT | TOTAL |
| 700-715 | 0 | 11 | 0 | 2 | 0 | 0 | 1 | 12 | 0 | 12 | 11 | 83 | 132 |
| 715-730 | 0 | 17 | 2 | 4 | 0 | 0 | 1 | 21 | 0 | 23 | 14 | 94 | 176 |
| 730-745 | 0 | 15 | 2 | 6 | 0 | 0 | 4 | 26 | 0 | 25 | 24 | 140 | 242 |
| 745-800 | 0 | 26 | 0 | 3 | 0 | 0 | 1 | 33 | 0 | 29 | 25 | 173 | 290 |
| 800-815 | 0 | 47 | 2 | 4 | 0 | 0 | 1 | 29 | 0 | 42 | 19 | 175 | 319 |
| 815-830 | 0 | 39 | 1 | 3 | 0 | 0 | 3 | 41 | 0 | 23 | 11 | 155 | 276 |
| 830-845 | 0 | 61 | 0 | 2 | 0 | 0 | 1 | 50 | 0 | 22 | 17 | 152 | 305 |
| 845-900 | 0 | 32 | 0 | 6 | 0 | 0 | 3 | 40 | 0 | 38 | 12 | 141 | 272 |
| HOURLY TOTALS | 1 | 2 | 3 | 4 | 5 | 6 | 7 | 8 | 9 | 10 | 11 | 12 | TOTAL |
| PERIOD | SBRT | SBTH | SBLT | WBRT | WBTH | WBLT | NBRT | NBTH | NBLT | EBRT | EBTH | EBLT | TOTAL |
| 700-800 | 0 | 69 | 4 | 15 | 0 | 0 | 7 | 92 | 0 | 89 | 74 | 490 | 840 |
| 715-815 | 0 | 105 | 6 | 17 | 0 | 0 | 7 | 109 | 0 | 119 | 82 | 582 | 1027 |
| 730-830 | 0 | 127 | 5 | 16 | 0 | 0 | 9 | 129 | 0 | 119 | 79 | 643 | 1127 |
| 745-845 | 0 | 173 | 3 | 12 | 0 | 0 | 6 | 153 | 0 | 116 | 72 | 655 | 1190 |
| 800-900 | 0 | 179 | 3 | 15 | 0 | 0 | 8 | 160 | 0 | 125 | 59 | 623 | 1172 |

AM PEAK HOUR: 745-845



| PEDESTRIAN COUNTS | | | | | |
|-------------------|-----------|----------|-----------|----------|-------|
| 15 MIN COUNTS | NORTH LEG | EAST LEG | SOUTH LEG | WEST LEG | TOTAL |
| PERIOD | NORTH LEG | EAST LEG | SOUTH LEG | WEST LEG | TOTAL |
| 700-715 | 0 | 1 | 0 | 0 | 1 |
| 715-730 | 1 | 3 | 4 | 0 | 8 |
| 730-745 | 1 | 9 | 1 | 0 | 11 |
| 745-800 | 3 | 5 | 3 | 0 | 11 |
| 800-815 | 3 | 7 | 0 | 1 | 11 |
| 815-830 | 2 | 1 | 1 | 0 | 4 |
| 830-845 | 0 | 2 | 0 | 0 | 2 |
| 845-900 | 2 | 4 | 1 | 0 | 7 |
| HOURLY TOTALS | NORTH LEG | EAST LEG | SOUTH LEG | WEST LEG | TOTAL |
| PERIOD | NORTH LEG | EAST LEG | SOUTH LEG | WEST LEG | TOTAL |
| 700-800 | 5 | 18 | 8 | 0 | 31 |
| 715-815 | 8 | 24 | 8 | 1 | 41 |
| 730-830 | 9 | 22 | 5 | 1 | 37 |
| 745-845 | 8 | 15 | 4 | 1 | 28 |
| 800-900 | 7 | 14 | 2 | 1 | 24 |

| BICYCLE COUNTS | | | | | |
|----------------|-----------|----------|-----------|----------|-------|
| 15 MIN COUNTS | NORTH LEG | EAST LEG | SOUTH LEG | WEST LEG | TOTAL |
| PERIOD | NORTH LEG | EAST LEG | SOUTH LEG | WEST LEG | TOTAL |
| 700-715 | 1 | 0 | 1 | 0 | 2 |
| 715-730 | 0 | 0 | 0 | 0 | 0 |
| 730-745 | 0 | 1 | 1 | 0 | 2 |
| 745-800 | 2 | 1 | 1 | 0 | 4 |
| 800-815 | 2 | 0 | 0 | 0 | 2 |
| 815-830 | 0 | 3 | 1 | 0 | 4 |
| 830-845 | 0 | 0 | 1 | 0 | 1 |
| 845-900 | 0 | 2 | 1 | 0 | 3 |
| HOURLY TOTALS | NORTH LEG | EAST LEG | SOUTH LEG | WEST LEG | TOTAL |
| PERIOD | NORTH LEG | EAST LEG | SOUTH LEG | WEST LEG | TOTAL |
| 700-800 | 3 | 2 | 3 | 0 | 8 |
| 715-815 | 4 | 2 | 2 | 0 | 8 |
| 730-830 | 4 | 5 | 3 | 0 | 12 |
| 745-845 | 4 | 4 | 3 | 0 | 11 |
| 800-900 | 2 | 5 | 3 | 0 | 10 |

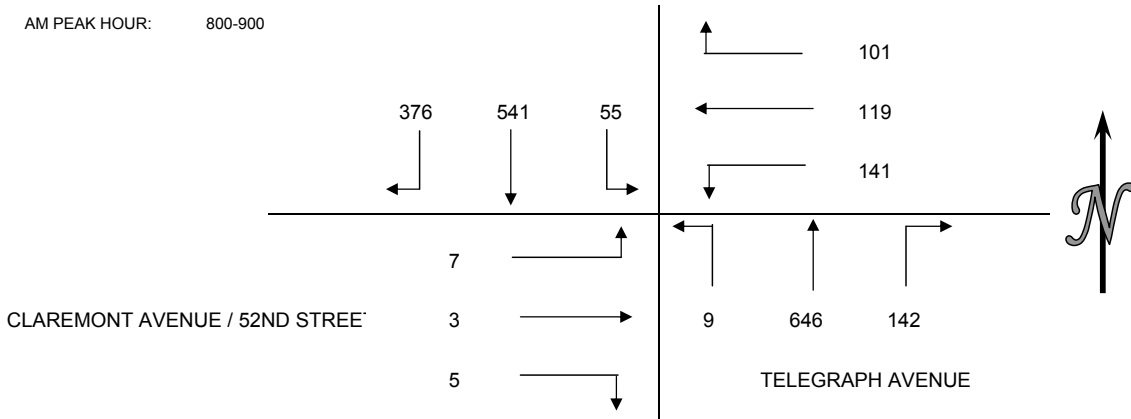
INTERSECTION CAR/PED/BIKE TRAFFIC COUNT RESULTS SUMMARY

CLIENT: DKS ASSOCIATES
 INTERSECTION: N/S TELEGRAPH AVENUE
 E/W CLAREMONT AVENUE / 52ND STREET

DATE: TUESDAY, FEBRUARY 13, 2007
 PERIOD: 7:00 AM TO 9:00 AM

| VEHICLE COUNTS | | | | | | | | | | | | | |
|----------------|------|------|------|------|------|------|------|------|------|------|------|------|-------|
| 15 MIN COUNTS | 1 | 2 | 3 | 4 | 5 | 6 | 7 | 8 | 9 | 10 | 11 | 12 | TOTAL |
| PERIOD | SBRT | SBTH | SBLT | WBRT | WBTH | WBLT | NBRT | NBTH | NBLT | EBRT | EBTH | EBLT | TOTAL |
| 700-715 | 41 | 52 | 2 | 8 | 22 | 5 | 28 | 71 | 4 | 2 | 1 | 1 | 237 |
| 715-730 | 64 | 78 | 5 | 16 | 14 | 4 | 20 | 81 | 1 | 1 | 4 | 0 | 288 |
| 730-745 | 64 | 111 | 2 | 21 | 13 | 8 | 26 | 157 | 2 | 0 | 0 | 0 | 404 |
| 745-800 | 70 | 109 | 1 | 32 | 15 | 10 | 33 | 185 | 0 | 1 | 0 | 2 | 458 |
| 800-815 | 85 | 127 | 11 | 25 | 23 | 23 | 41 | 152 | 2 | 0 | 0 | 2 | 491 |
| 815-830 | 93 | 146 | 15 | 36 | 39 | 51 | 35 | 171 | 4 | 2 | 2 | 0 | 594 |
| 830-845 | 104 | 138 | 7 | 24 | 38 | 43 | 26 | 156 | 1 | 1 | 0 | 3 | 541 |
| 845-900 | 94 | 130 | 22 | 16 | 19 | 24 | 40 | 167 | 2 | 2 | 1 | 2 | 519 |
| HOURLY TOTALS | 1 | 2 | 3 | 4 | 5 | 6 | 7 | 8 | 9 | 10 | 11 | 12 | TOTAL |
| PERIOD | SBRT | SBTH | SBLT | WBRT | WBTH | WBLT | NBRT | NBTH | NBLT | EBRT | EBTH | EBLT | TOTAL |
| 700-800 | 239 | 350 | 10 | 77 | 64 | 27 | 107 | 494 | 7 | 4 | 5 | 3 | 1387 |
| 715-815 | 283 | 425 | 19 | 94 | 65 | 45 | 120 | 575 | 5 | 2 | 4 | 4 | 1641 |
| 730-830 | 312 | 493 | 29 | 114 | 90 | 92 | 135 | 665 | 8 | 3 | 2 | 4 | 1947 |
| 745-845 | 352 | 520 | 34 | 117 | 115 | 127 | 135 | 664 | 7 | 4 | 2 | 7 | 2084 |
| 800-900 | 376 | 541 | 55 | 101 | 119 | 141 | 142 | 646 | 9 | 5 | 3 | 7 | 2145 |

AM PEAK HOUR: 800-900



| PEDESTRIAN COUNTS | | | | | |
|-------------------|-----------|----------|-----------|----------|-------|
| 15 MIN COUNTS | NORTH LEG | EAST LEG | SOUTH LEG | WEST LEG | TOTAL |
| PERIOD | | | | | |
| 700-715 | 1 | 3 | 4 | 2 | 10 |
| 715-730 | 6 | 2 | 0 | 4 | 12 |
| 730-745 | 0 | 0 | 0 | 0 | 0 |
| 745-800 | 0 | 0 | 1 | 0 | 1 |
| 800-815 | 2 | 0 | 0 | 8 | 10 |
| 815-830 | 1 | 1 | 0 | 2 | 4 |
| 830-845 | 1 | 1 | 0 | 7 | 9 |
| 845-900 | 8 | 0 | 0 | 5 | 13 |
| HOURLY TOTALS | NORTH LEG | EAST LEG | SOUTH LEG | WEST LEG | TOTAL |
| PERIOD | | | | | |
| 700-800 | 7 | 5 | 5 | 6 | 23 |
| 715-815 | 8 | 2 | 1 | 12 | 23 |
| 730-830 | 3 | 1 | 1 | 10 | 15 |
| 745-845 | 4 | 2 | 1 | 17 | 24 |
| 800-900 | 12 | 2 | 0 | 22 | 36 |

| BICYCLE COUNTS | | | | | |
|----------------|-----------|----------|-----------|----------|-------|
| 15 MIN COUNTS | NORTH LEG | EAST LEG | SOUTH LEG | WEST LEG | TOTAL |
| PERIOD | | | | | |
| 700-715 | 1 | 1 | 0 | 4 | 6 |
| 715-730 | 0 | 1 | 0 | 0 | 1 |
| 730-745 | 0 | 2 | 1 | 1 | 4 |
| 745-800 | 0 | 1 | 0 | 1 | 2 |
| 800-815 | 1 | 0 | 0 | 1 | 2 |
| 815-830 | 0 | 1 | 0 | 4 | 5 |
| 830-845 | 1 | 0 | 0 | 6 | 7 |
| 845-900 | 0 | 0 | 1 | 5 | 6 |
| HOURLY TOTALS | NORTH LEG | EAST LEG | SOUTH LEG | WEST LEG | TOTAL |
| PERIOD | | | | | |
| 700-800 | 1 | 5 | 1 | 6 | 13 |
| 715-815 | 1 | 4 | 1 | 3 | 9 |
| 730-830 | 1 | 4 | 1 | 7 | 13 |
| 745-845 | 2 | 2 | 0 | 12 | 16 |
| 800-900 | 2 | 1 | 1 | 16 | 20 |

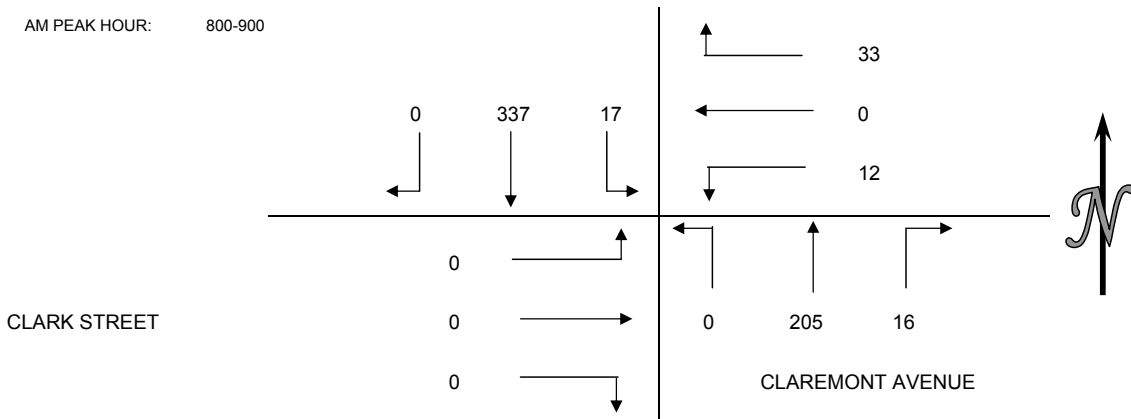
INTERSECTION CAR/PED/BIKE TRAFFIC COUNT RESULTS SUMMARY

CLIENT: DKS ASSOCIATES
 INTERSECTION: N/S CLAREMONT AVENUE
 E/W CLARK STREET

DATE: TUESDAY, FEBRUARY 13, 2007
 PERIOD: 7:00 AM TO 9:00 AM

| VEHICLE COUNTS | | | | | | | | | | | | | |
|----------------|------|------|------|------|------|------|------|------|------|------|------|------|-------|
| 15 MIN COUNTS | 1 | 2 | 3 | 4 | 5 | 6 | 7 | 8 | 9 | 10 | 11 | 12 | TOTAL |
| PERIOD | SBRT | SBTH | SBLT | WBRT | WBTH | WBLT | NBRT | NBTH | NBLT | EBRT | EBTH | EBLT | TOTAL |
| 700-715 | 0 | 30 | 3 | 1 | 0 | 1 | 1 | 32 | 0 | 0 | 0 | 0 | 68 |
| 715-730 | 0 | 34 | 2 | 4 | 0 | 0 | 0 | 25 | 0 | 0 | 0 | 0 | 65 |
| 730-745 | 0 | 59 | 2 | 3 | 0 | 3 | 1 | 37 | 0 | 0 | 0 | 0 | 105 |
| 745-800 | 0 | 55 | 1 | 3 | 0 | 0 | 3 | 35 | 0 | 0 | 0 | 0 | 97 |
| 800-815 | 0 | 78 | 2 | 5 | 0 | 3 | 0 | 45 | 0 | 0 | 0 | 0 | 133 |
| 815-830 | 0 | 88 | 6 | 8 | 0 | 3 | 6 | 45 | 0 | 0 | 0 | 0 | 156 |
| 830-845 | 0 | 91 | 3 | 8 | 0 | 1 | 3 | 62 | 0 | 0 | 0 | 0 | 168 |
| 845-900 | 0 | 80 | 6 | 12 | 0 | 5 | 7 | 53 | 0 | 0 | 0 | 0 | 163 |
| HOURLY TOTALS | 1 | 2 | 3 | 4 | 5 | 6 | 7 | 8 | 9 | 10 | 11 | 12 | TOTAL |
| PERIOD | SBRT | SBTH | SBLT | WBRT | WBTH | WBLT | NBRT | NBTH | NBLT | EBRT | EBTH | EBLT | TOTAL |
| 700-800 | 0 | 178 | 8 | 11 | 0 | 4 | 5 | 129 | 0 | 0 | 0 | 0 | 335 |
| 715-815 | 0 | 226 | 7 | 15 | 0 | 6 | 4 | 142 | 0 | 0 | 0 | 0 | 400 |
| 730-830 | 0 | 280 | 11 | 19 | 0 | 9 | 10 | 162 | 0 | 0 | 0 | 0 | 491 |
| 745-845 | 0 | 312 | 12 | 24 | 0 | 7 | 12 | 187 | 0 | 0 | 0 | 0 | 554 |
| 800-900 | 0 | 337 | 17 | 33 | 0 | 12 | 16 | 205 | 0 | 0 | 0 | 0 | 620 |

AM PEAK HOUR: 800-900



| PEDESTRIAN COUNTS | | | | | |
|-------------------|-----------|----------|-----------|----------|-------|
| 15 MIN COUNTS | NORTH LEG | EAST LEG | SOUTH LEG | WEST LEG | TOTAL |
| PERIOD | NORTH LEG | EAST LEG | SOUTH LEG | WEST LEG | TOTAL |
| 700-715 | 0 | 8 | 0 | 1 | 9 |
| 715-730 | 0 | 7 | 0 | 1 | 8 |
| 730-745 | 0 | 1 | 0 | 4 | 5 |
| 745-800 | 0 | 5 | 0 | 0 | 5 |
| 800-815 | 0 | 6 | 0 | 4 | 10 |
| 815-830 | 0 | 8 | 0 | 5 | 13 |
| 830-845 | 0 | 16 | 0 | 6 | 22 |
| 845-900 | 0 | 18 | 0 | 6 | 24 |
| HOURLY TOTALS | NORTH LEG | EAST LEG | SOUTH LEG | WEST LEG | TOTAL |
| PERIOD | NORTH LEG | EAST LEG | SOUTH LEG | WEST LEG | TOTAL |
| 700-800 | 0 | 21 | 0 | 6 | 27 |
| 715-815 | 0 | 19 | 0 | 9 | 28 |
| 730-830 | 0 | 20 | 0 | 13 | 33 |
| 745-845 | 0 | 35 | 0 | 15 | 50 |
| 800-900 | 0 | 48 | 0 | 21 | 69 |

| BICYCLE COUNTS | | | | | |
|----------------|-----------|----------|-----------|----------|-------|
| 15 MIN COUNTS | NORTH LEG | EAST LEG | SOUTH LEG | WEST LEG | TOTAL |
| PERIOD | NORTH LEG | EAST LEG | SOUTH LEG | WEST LEG | TOTAL |
| 700-715 | 0 | 2 | 0 | 0 | 2 |
| 715-730 | 0 | 1 | 0 | 0 | 1 |
| 730-745 | 0 | 0 | 0 | 0 | 0 |
| 745-800 | 0 | 0 | 0 | 1 | 1 |
| 800-815 | 0 | 0 | 0 | 0 | 0 |
| 815-830 | 0 | 0 | 0 | 1 | 1 |
| 830-845 | 0 | 0 | 0 | 1 | 1 |
| 845-900 | 0 | 0 | 0 | 2 | 2 |
| HOURLY TOTALS | NORTH LEG | EAST LEG | SOUTH LEG | WEST LEG | TOTAL |
| PERIOD | NORTH LEG | EAST LEG | SOUTH LEG | WEST LEG | TOTAL |
| 700-800 | 0 | 3 | 0 | 1 | 4 |
| 715-815 | 0 | 1 | 0 | 1 | 2 |
| 730-830 | 0 | 0 | 0 | 2 | 2 |
| 745-845 | 0 | 0 | 0 | 3 | 3 |
| 800-900 | 0 | 0 | 0 | 4 | 4 |

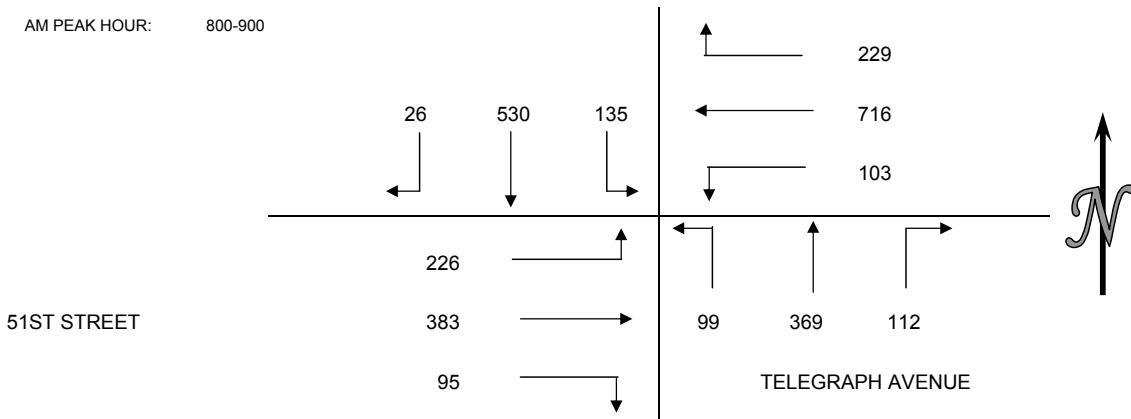
INTERSECTION CAR/PED/BIKE TRAFFIC COUNT RESULTS SUMMARY

CLIENT: DKS ASSOCIATES
 INTERSECTION: N/S TELEGRAPH AVENUE
 E/W 51ST STREET

DATE: TUESDAY, FEBRUARY 13, 2007
 PERIOD: 7:00 AM TO 9:00 AM

| VEHICLE COUNTS | | | | | | | | | | | | | |
|----------------|------|------|------|------|------|------|------|------|------|------|------|------|-------|
| 15 MIN COUNTS | 1 | 2 | 3 | 4 | 5 | 6 | 7 | 8 | 9 | 10 | 11 | 12 | TOTAL |
| PERIOD | SBRT | SBTH | SBLT | WBRT | WBTH | WBLT | NBRT | NBTH | NBLT | EBRT | EBTH | EBLT | TOTAL |
| 700-715 | 2 | 34 | 20 | 12 | 65 | 5 | 19 | 59 | 24 | 29 | 96 | 27 | 392 |
| 715-730 | 2 | 59 | 14 | 22 | 79 | 3 | 18 | 78 | 19 | 19 | 75 | 42 | 430 |
| 730-745 | 5 | 81 | 16 | 31 | 100 | 16 | 23 | 110 | 30 | 27 | 90 | 63 | 592 |
| 745-800 | 5 | 100 | 24 | 39 | 110 | 16 | 28 | 81 | 26 | 31 | 100 | 67 | 627 |
| 800-815 | 2 | 102 | 32 | 40 | 151 | 16 | 30 | 88 | 29 | 28 | 90 | 63 | 671 |
| 815-830 | 7 | 156 | 38 | 59 | 194 | 27 | 22 | 107 | 26 | 18 | 119 | 48 | 821 |
| 830-845 | 6 | 128 | 29 | 55 | 186 | 27 | 26 | 100 | 22 | 28 | 85 | 56 | 748 |
| 845-900 | 11 | 144 | 36 | 75 | 185 | 33 | 34 | 74 | 22 | 21 | 89 | 59 | 783 |
| HOURLY TOTALS | 1 | 2 | 3 | 4 | 5 | 6 | 7 | 8 | 9 | 10 | 11 | 12 | TOTAL |
| PERIOD | SBRT | SBTH | SBLT | WBRT | WBTH | WBLT | NBRT | NBTH | NBLT | EBRT | EBTH | EBLT | TOTAL |
| 700-800 | 14 | 274 | 74 | 104 | 354 | 40 | 88 | 328 | 99 | 106 | 361 | 199 | 2041 |
| 715-815 | 14 | 342 | 86 | 132 | 440 | 51 | 99 | 357 | 104 | 105 | 355 | 235 | 2320 |
| 730-830 | 19 | 439 | 110 | 169 | 555 | 75 | 103 | 386 | 111 | 104 | 399 | 241 | 2711 |
| 745-845 | 20 | 486 | 123 | 193 | 641 | 86 | 106 | 376 | 103 | 105 | 394 | 234 | 2867 |
| 800-900 | 26 | 530 | 135 | 229 | 716 | 103 | 112 | 369 | 99 | 95 | 383 | 226 | 3023 |

AM PEAK HOUR: 800-900



| PEDESTRIAN COUNTS | | | | | |
|-------------------|-----------|----------|-----------|----------|-------|
| 15 MIN COUNTS | NORTH LEG | EAST LEG | SOUTH LEG | WEST LEG | TOTAL |
| PERIOD | | | | | |
| 700-715 | 1 | 3 | 8 | 15 | 27 |
| 715-730 | 2 | 5 | 11 | 23 | 41 |
| 730-745 | 1 | 2 | 4 | 9 | 16 |
| 745-800 | 2 | 3 | 7 | 11 | 23 |
| 800-815 | 4 | 9 | 1 | 13 | 27 |
| 815-830 | 3 | 12 | 14 | 17 | 46 |
| 830-845 | 3 | 7 | 8 | 19 | 37 |
| 845-900 | 5 | 4 | 7 | 9 | 25 |
| HOURLY TOTALS | NORTH LEG | EAST LEG | SOUTH LEG | WEST LEG | TOTAL |
| PERIOD | | | | | |
| 700-800 | 6 | 13 | 30 | 58 | 107 |
| 715-815 | 9 | 19 | 23 | 56 | 107 |
| 730-830 | 10 | 26 | 26 | 50 | 112 |
| 745-845 | 12 | 31 | 30 | 60 | 133 |
| 800-900 | 15 | 32 | 30 | 58 | 135 |

| BICYCLE COUNTS | | | | | |
|----------------|-----------|----------|-----------|----------|-------|
| 15 MIN COUNTS | NORTH LEG | EAST LEG | SOUTH LEG | WEST LEG | TOTAL |
| PERIOD | | | | | |
| 700-715 | 0 | 0 | 1 | 3 | 4 |
| 715-730 | 0 | 2 | 2 | 4 | 8 |
| 730-745 | 1 | 3 | 0 | 3 | 7 |
| 745-800 | 1 | 4 | 0 | 9 | 14 |
| 800-815 | 0 | 3 | 2 | 7 | 12 |
| 815-830 | 2 | 3 | 4 | 7 | 16 |
| 830-845 | 1 | 5 | 1 | 2 | 9 |
| 845-900 | 0 | 5 | 0 | 5 | 10 |
| HOURLY TOTALS | NORTH LEG | EAST LEG | SOUTH LEG | WEST LEG | TOTAL |
| PERIOD | | | | | |
| 700-800 | 2 | 9 | 3 | 19 | 33 |
| 715-815 | 2 | 12 | 4 | 23 | 41 |
| 730-830 | 4 | 13 | 6 | 26 | 49 |
| 745-845 | 4 | 15 | 7 | 25 | 51 |
| 800-900 | 3 | 16 | 7 | 21 | 47 |

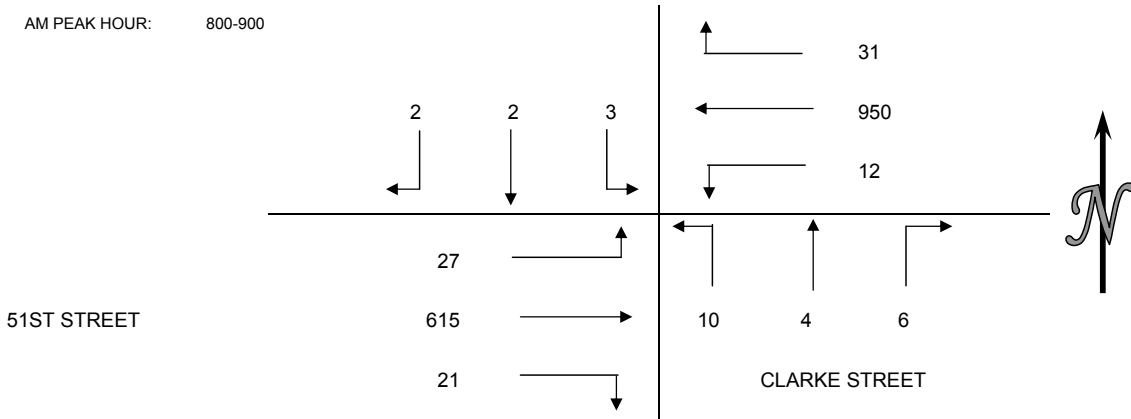
INTERSECTION CAR/PED/BIKE TRAFFIC COUNT RESULTS SUMMARY

CLIENT: DKS ASSOCIATES
 INTERSECTION: N/S CLARKE STREET
 E/W 51ST STREET

DATE: TUESDAY, FEBRUARY 13, 2007
 PERIOD: 7:00 AM TO 9:00 AM

| VEHICLE COUNTS | | | | | | | | | | | | | |
|----------------|------|------|------|------|------|------|------|------|------|------|------|------|-------|
| 15 MIN COUNTS | 1 | 2 | 3 | 4 | 5 | 6 | 7 | 8 | 9 | 10 | 11 | 12 | |
| PERIOD | SBRT | SBTH | SBLT | WBRT | WBTH | WBLT | NBRT | NBTH | NBLT | EBRT | EBTH | EBLT | TOTAL |
| 700-715 | 0 | 0 | 0 | 0 | 79 | 2 | 0 | 0 | 4 | 2 | 85 | 1 | 173 |
| 715-730 | 0 | 1 | 0 | 3 | 90 | 0 | 0 | 0 | 1 | 7 | 83 | 9 | 194 |
| 730-745 | 1 | 1 | 2 | 0 | 140 | 3 | 0 | 0 | 0 | 5 | 109 | 7 | 268 |
| 745-800 | 1 | 1 | 1 | 3 | 171 | 1 | 0 | 1 | 2 | 4 | 136 | 8 | 329 |
| 800-815 | 1 | 1 | 1 | 4 | 215 | 3 | 0 | 0 | 0 | 3 | 151 | 5 | 384 |
| 815-830 | 1 | 1 | 1 | 5 | 247 | 2 | 2 | 1 | 5 | 7 | 166 | 4 | 442 |
| 830-845 | 0 | 0 | 1 | 8 | 251 | 3 | 4 | 1 | 3 | 5 | 162 | 8 | 446 |
| 845-900 | 0 | 0 | 0 | 14 | 237 | 4 | 0 | 2 | 2 | 6 | 136 | 10 | 411 |
| HOURLY TOTALS | 1 | 2 | 3 | 4 | 5 | 6 | 7 | 8 | 9 | 10 | 11 | 12 | |
| PERIOD | SBRT | SBTH | SBLT | WBRT | WBTH | WBLT | NBRT | NBTH | NBLT | EBRT | EBTH | EBLT | TOTAL |
| 700-800 | 2 | 3 | 3 | 6 | 480 | 6 | 0 | 1 | 7 | 18 | 413 | 25 | 964 |
| 715-815 | 3 | 4 | 4 | 10 | 616 | 7 | 0 | 1 | 3 | 19 | 479 | 29 | 1175 |
| 730-830 | 4 | 4 | 5 | 12 | 773 | 9 | 2 | 2 | 7 | 19 | 562 | 24 | 1423 |
| 745-845 | 3 | 3 | 4 | 20 | 884 | 9 | 6 | 3 | 10 | 19 | 615 | 25 | 1601 |
| 800-900 | 2 | 2 | 3 | 31 | 950 | 12 | 6 | 4 | 10 | 21 | 615 | 27 | 1683 |

AM PEAK HOUR: 800-900



| PEDESTRIAN COUNTS | | | | | |
|-------------------|-----------|----------|-----------|----------|-------|
| 15 MIN COUNTS | NORTH LEG | EAST LEG | SOUTH LEG | WEST LEG | TOTAL |
| PERIOD | | | | | |
| 700-715 | 0 | 0 | 1 | 0 | 1 |
| 715-730 | 1 | 0 | 3 | 2 | 6 |
| 730-745 | 0 | 0 | 2 | 0 | 2 |
| 745-800 | 3 | 0 | 4 | 0 | 7 |
| 800-815 | 2 | 1 | 2 | 0 | 5 |
| 815-830 | 1 | 0 | 1 | 0 | 2 |
| 830-845 | 5 | 0 | 7 | 4 | 16 |
| 845-900 | 1 | 2 | 2 | 1 | 6 |
| HOURLY TOTALS | NORTH LEG | EAST LEG | SOUTH LEG | WEST LEG | TOTAL |
| PERIOD | | | | | |
| 700-800 | 4 | 0 | 10 | 2 | 16 |
| 715-815 | 6 | 1 | 11 | 2 | 20 |
| 730-830 | 6 | 1 | 9 | 0 | 16 |
| 745-845 | 11 | 1 | 14 | 4 | 30 |
| 800-900 | 9 | 3 | 12 | 5 | 29 |

| BICYCLE COUNTS | | | | | |
|----------------|-----------|----------|-----------|----------|-------|
| 15 MIN COUNTS | NORTH LEG | EAST LEG | SOUTH LEG | WEST LEG | TOTAL |
| PERIOD | | | | | |
| 700-715 | 0 | 0 | 2 | 0 | 2 |
| 715-730 | 0 | 0 | 0 | 1 | 1 |
| 730-745 | 0 | 0 | 0 | 0 | 0 |
| 745-800 | 2 | 0 | 2 | 0 | 4 |
| 800-815 | 0 | 0 | 0 | 0 | 0 |
| 815-830 | 0 | 0 | 0 | 0 | 0 |
| 830-845 | 0 | 0 | 0 | 0 | 0 |
| 845-900 | 0 | 0 | 0 | 0 | 0 |
| HOURLY TOTALS | NORTH LEG | EAST LEG | SOUTH LEG | WEST LEG | TOTAL |
| PERIOD | | | | | |
| 700-800 | 2 | 0 | 4 | 1 | 7 |
| 715-815 | 2 | 0 | 2 | 1 | 5 |
| 730-830 | 2 | 0 | 2 | 0 | 4 |
| 745-845 | 2 | 0 | 2 | 0 | 4 |
| 800-900 | 0 | 0 | 0 | 0 | 0 |

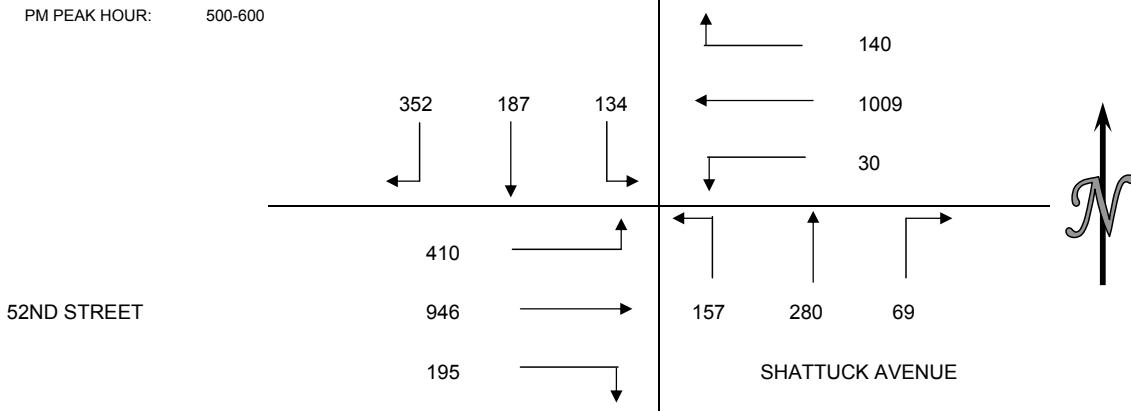
P.M. Peak

INTERSECTION CAR/PED/BIKE TRAFFIC COUNT RESULTS SUMMARY

CLIENT: DKS ASSOCIATES
 INTERSECTION: N/S SHATTUCK AVENUE
 E/W 52ND STREET

DATE: TUESDAY, FEBRUARY 13, 2007
 PERIOD: 4:00 PM TO 6:00 PM

| VEHICLE COUNTS | | | | | | | | | | | | | |
|----------------|------|------|------|------|------|------|------|------|------|------|------|------|-------|
| 15 MIN COUNTS | 1 | 2 | 3 | 4 | 5 | 6 | 7 | 8 | 9 | 10 | 11 | 12 | TOTAL |
| PERIOD | SBRT | SBTH | SBLT | WBRT | WBTH | WBLT | NBRT | NBTH | NBLT | EBRT | EBTH | EBLT | TOTAL |
| 400-415 | 62 | 38 | 27 | 26 | 237 | 10 | 10 | 49 | 32 | 55 | 213 | 89 | 848 |
| 415-430 | 85 | 47 | 28 | 23 | 233 | 6 | 4 | 55 | 26 | 56 | 211 | 80 | 854 |
| 430-445 | 72 | 45 | 25 | 19 | 240 | 2 | 1 | 65 | 38 | 49 | 226 | 89 | 871 |
| 445-500 | 92 | 44 | 24 | 10 | 255 | 24 | 3 | 56 | 42 | 50 | 210 | 92 | 902 |
| 500-515 | 101 | 38 | 31 | 47 | 235 | 10 | 16 | 70 | 34 | 47 | 245 | 102 | 976 |
| 515-530 | 89 | 60 | 33 | 28 | 275 | 6 | 17 | 66 | 42 | 49 | 257 | 113 | 1035 |
| 530-545 | 80 | 47 | 35 | 38 | 262 | 13 | 14 | 77 | 45 | 44 | 205 | 94 | 954 |
| 545-600 | 82 | 42 | 35 | 27 | 237 | 1 | 22 | 67 | 36 | 55 | 239 | 101 | 944 |
| HOURLY TOTALS | 1 | 2 | 3 | 4 | 5 | 6 | 7 | 8 | 9 | 10 | 11 | 12 | TOTAL |
| PERIOD | SBRT | SBTH | SBLT | WBRT | WBTH | WBLT | NBRT | NBTH | NBLT | EBRT | EBTH | EBLT | TOTAL |
| 400-500 | 311 | 174 | 104 | 78 | 965 | 42 | 18 | 225 | 138 | 210 | 860 | 350 | 3475 |
| 415-515 | 350 | 174 | 108 | 99 | 963 | 42 | 24 | 246 | 140 | 202 | 892 | 363 | 3603 |
| 430-530 | 354 | 187 | 113 | 104 | 1005 | 42 | 37 | 257 | 156 | 195 | 938 | 396 | 3784 |
| 445-545 | 362 | 189 | 123 | 123 | 1027 | 53 | 50 | 269 | 163 | 190 | 917 | 401 | 3867 |
| 500-600 | 352 | 187 | 134 | 140 | 1009 | 30 | 69 | 280 | 157 | 195 | 946 | 410 | 3909 |



| PEDESTRIAN COUNTS | | | | | |
|-------------------|-----------|----------|-----------|----------|-------|
| 15 MIN COUNTS | NORTH LEG | EAST LEG | SOUTH LEG | WEST LEG | TOTAL |
| PERIOD | NORTH LEG | EAST LEG | SOUTH LEG | WEST LEG | TOTAL |
| 400-415 | 4 | 2 | 5 | 3 | 14 |
| 415-430 | 4 | 4 | 2 | 1 | 11 |
| 430-445 | 3 | 7 | 1 | 3 | 14 |
| 445-500 | 9 | 5 | 7 | 12 | 33 |
| 500-515 | 3 | 1 | 1 | 5 | 10 |
| 515-530 | 2 | 1 | 0 | 1 | 4 |
| 530-545 | 2 | 3 | 0 | 5 | 10 |
| 545-600 | 1 | 0 | 1 | 2 | 4 |
| HOURLY TOTALS | NORTH LEG | EAST LEG | SOUTH LEG | WEST LEG | TOTAL |
| PERIOD | NORTH LEG | EAST LEG | SOUTH LEG | WEST LEG | TOTAL |
| 400-500 | 20 | 18 | 15 | 19 | 72 |
| 415-515 | 19 | 17 | 11 | 21 | 68 |
| 430-530 | 17 | 14 | 9 | 21 | 61 |
| 445-545 | 16 | 10 | 8 | 23 | 57 |
| 500-600 | 8 | 5 | 2 | 13 | 28 |

| BICYCLE COUNTS | | | | | |
|----------------|-----------|----------|-----------|----------|-------|
| 15 MIN COUNTS | NORTH LEG | EAST LEG | SOUTH LEG | WEST LEG | TOTAL |
| PERIOD | NORTH LEG | EAST LEG | SOUTH LEG | WEST LEG | TOTAL |
| 400-415 | 4 | 2 | 0 | 3 | 9 |
| 415-430 | 3 | 3 | 2 | 0 | 8 |
| 430-445 | 7 | 1 | 0 | 2 | 10 |
| 445-500 | 1 | 3 | 2 | 1 | 7 |
| 500-515 | 1 | 1 | 1 | 0 | 3 |
| 515-530 | 2 | 4 | 0 | 0 | 6 |
| 530-545 | 5 | 5 | 1 | 4 | 15 |
| 545-600 | 2 | 4 | 0 | 1 | 7 |
| HOURLY TOTALS | NORTH LEG | EAST LEG | SOUTH LEG | WEST LEG | TOTAL |
| PERIOD | NORTH LEG | EAST LEG | SOUTH LEG | WEST LEG | TOTAL |
| 400-500 | 15 | 9 | 4 | 6 | 34 |
| 415-515 | 12 | 8 | 5 | 3 | 28 |
| 430-530 | 11 | 9 | 3 | 3 | 26 |
| 445-545 | 9 | 13 | 4 | 5 | 31 |
| 500-600 | 10 | 14 | 2 | 5 | 31 |

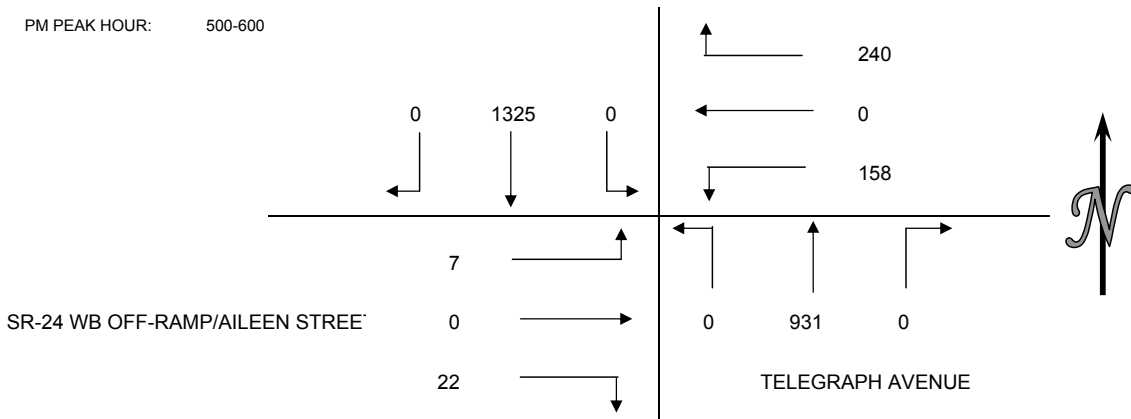
INTERSECTION CAR/PED/BIKE TRAFFIC COUNT RESULTS SUMMARY

CLIENT: DKS ASSOCIATES
 INTERSECTION: N/S TELEGRAPH AVENUE
 E/W SR-24 WB OFF-RAMP/AILEEN STREET

DATE: TUESDAY, FEBRUARY 13, 2007
 PERIOD: 4:00 PM TO 6:00 PM

| VEHICLE COUNTS | | | | | | | | | | | | | |
|----------------|------|------|------|------|------|------|------|------|------|------|------|------|-------|
| 15 MIN COUNTS | 1 | 2 | 3 | 4 | 5 | 6 | 7 | 8 | 9 | 10 | 11 | 12 | TOTAL |
| PERIOD | SBRT | SBTH | SBLT | WBRT | WBTH | WBLT | NBRT | NBTH | NBLT | EBRT | EBTH | EBLT | TOTAL |
| 400-415 | 0 | 288 | 0 | 49 | 0 | 39 | 0 | 190 | 0 | 8 | 0 | 1 | 575 |
| 415-430 | 0 | 285 | 0 | 56 | 0 | 37 | 0 | 220 | 0 | 2 | 0 | 3 | 603 |
| 430-445 | 0 | 266 | 0 | 63 | 0 | 36 | 0 | 207 | 0 | 3 | 0 | 3 | 578 |
| 445-500 | 0 | 311 | 0 | 45 | 0 | 32 | 0 | 202 | 0 | 4 | 0 | 3 | 597 |
| 500-515 | 0 | 314 | 0 | 47 | 0 | 30 | 0 | 214 | 0 | 7 | 0 | 0 | 612 |
| 515-530 | 0 | 328 | 0 | 76 | 0 | 53 | 0 | 231 | 0 | 10 | 0 | 3 | 701 |
| 530-545 | 0 | 369 | 0 | 60 | 0 | 34 | 0 | 241 | 0 | 2 | 0 | 1 | 707 |
| 545-600 | 0 | 314 | 0 | 57 | 0 | 41 | 0 | 245 | 0 | 3 | 0 | 3 | 663 |
| HOURLY TOTALS | 1 | 2 | 3 | 4 | 5 | 6 | 7 | 8 | 9 | 10 | 11 | 12 | TOTAL |
| PERIOD | SBRT | SBTH | SBLT | WBRT | WBTH | WBLT | NBRT | NBTH | NBLT | EBRT | EBTH | EBLT | TOTAL |
| 400-500 | 0 | 1150 | 0 | 213 | 0 | 144 | 0 | 819 | 0 | 17 | 0 | 10 | 2353 |
| 415-515 | 0 | 1176 | 0 | 211 | 0 | 135 | 0 | 843 | 0 | 16 | 0 | 9 | 2390 |
| 430-530 | 0 | 1219 | 0 | 231 | 0 | 151 | 0 | 854 | 0 | 24 | 0 | 9 | 2488 |
| 445-545 | 0 | 1322 | 0 | 228 | 0 | 149 | 0 | 888 | 0 | 23 | 0 | 7 | 2617 |
| 500-600 | 0 | 1325 | 0 | 240 | 0 | 158 | 0 | 931 | 0 | 22 | 0 | 7 | 2683 |

PM PEAK HOUR: 500-600



| PEDESTRIAN COUNTS | | | | | |
|-------------------|-----------|----------|-----------|----------|-------|
| 15 MIN COUNTS | NORTH LEG | EAST LEG | SOUTH LEG | WEST LEG | TOTAL |
| PERIOD | NORTH LEG | EAST LEG | SOUTH LEG | WEST LEG | TOTAL |
| 400-415 | 0 | 2 | 1 | 2 | 5 |
| 415-430 | 0 | 11 | 1 | 3 | 15 |
| 430-445 | 0 | 5 | 2 | 2 | 9 |
| 445-500 | 0 | 5 | 1 | 10 | 16 |
| 500-515 | 1 | 4 | 2 | 3 | 10 |
| 515-530 | 0 | 2 | 1 | 1 | 4 |
| 530-545 | 0 | 3 | 0 | 3 | 6 |
| 545-600 | 0 | 5 | 7 | 6 | 18 |
| HOURLY TOTALS | NORTH LEG | EAST LEG | SOUTH LEG | WEST LEG | TOTAL |
| PERIOD | NORTH LEG | EAST LEG | SOUTH LEG | WEST LEG | TOTAL |
| 400-500 | 0 | 23 | 5 | 17 | 45 |
| 415-515 | 1 | 25 | 6 | 18 | 50 |
| 430-530 | 1 | 16 | 6 | 16 | 39 |
| 445-545 | 1 | 14 | 4 | 17 | 36 |
| 500-600 | 1 | 14 | 10 | 13 | 38 |

| BICYCLE COUNTS | | | | | |
|----------------|-----------|----------|-----------|----------|-------|
| 15 MIN COUNTS | NORTH LEG | EAST LEG | SOUTH LEG | WEST LEG | TOTAL |
| PERIOD | NORTH LEG | EAST LEG | SOUTH LEG | WEST LEG | TOTAL |
| 400-415 | 0 | 1 | 0 | 0 | 1 |
| 415-430 | 0 | 4 | 0 | 5 | 9 |
| 430-445 | 0 | 0 | 0 | 4 | 4 |
| 445-500 | 0 | 7 | 0 | 4 | 11 |
| 500-515 | 0 | 3 | 0 | 3 | 6 |
| 515-530 | 0 | 10 | 0 | 2 | 12 |
| 530-545 | 1 | 6 | 0 | 4 | 11 |
| 545-600 | 0 | 4 | 0 | 5 | 9 |
| HOURLY TOTALS | NORTH LEG | EAST LEG | SOUTH LEG | WEST LEG | TOTAL |
| PERIOD | NORTH LEG | EAST LEG | SOUTH LEG | WEST LEG | TOTAL |
| 400-500 | 0 | 12 | 0 | 13 | 25 |
| 415-515 | 0 | 14 | 0 | 16 | 30 |
| 430-530 | 0 | 20 | 0 | 13 | 33 |
| 445-545 | 1 | 26 | 0 | 13 | 40 |
| 500-600 | 1 | 23 | 0 | 14 | 38 |

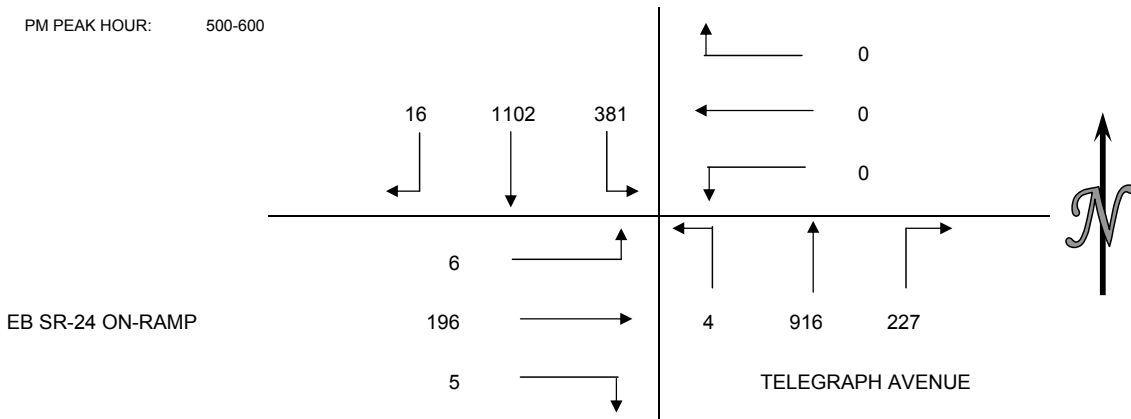
INTERSECTION CAR/PED/BIKE TRAFFIC COUNT RESULTS SUMMARY

CLIENT: DKS ASSOCIATES
 INTERSECTION: N/S TELEGRAPH AVENUE
 E/W EB SR-24 ON-RAMP

DATE: TUESDAY, FEBRUARY 13, 2007
 PERIOD: 4:00 PM TO 6:00 PM

| VEHICLE COUNTS | | | | | | | | | | | | | |
|----------------|------|------|------|------|------|------|------|------|------|------|------|------|-------|
| 15 MIN COUNTS | 1 | 2 | 3 | 4 | 5 | 6 | 7 | 8 | 9 | 10 | 11 | 12 | TOTAL |
| PERIOD | SBRT | SBTH | SBLT | WBRT | WBTH | WBLT | NBRT | NBTH | NBLT | EBRT | EBTH | EBLT | TOTAL |
| 400-415 | 2 | 243 | 103 | 0 | 0 | 0 | 66 | 220 | 1 | 3 | 41 | 3 | 682 |
| 415-430 | 5 | 248 | 106 | 0 | 0 | 0 | 47 | 210 | 3 | 4 | 35 | 0 | 658 |
| 430-445 | 3 | 242 | 96 | 0 | 0 | 0 | 59 | 196 | 5 | 2 | 38 | 3 | 644 |
| 445-500 | 7 | 203 | 82 | 0 | 0 | 0 | 77 | 225 | 2 | 2 | 44 | 0 | 642 |
| 500-515 | 1 | 297 | 93 | 0 | 0 | 0 | 65 | 199 | 1 | 0 | 69 | 1 | 726 |
| 515-530 | 5 | 251 | 86 | 0 | 0 | 0 | 60 | 246 | 2 | 3 | 51 | 0 | 704 |
| 530-545 | 8 | 278 | 112 | 0 | 0 | 0 | 60 | 253 | 1 | 2 | 36 | 5 | 755 |
| 545-600 | 2 | 276 | 90 | 0 | 0 | 0 | 42 | 218 | 0 | 0 | 40 | 0 | 668 |
| HOURLY TOTALS | 1 | 2 | 3 | 4 | 5 | 6 | 7 | 8 | 9 | 10 | 11 | 12 | TOTAL |
| PERIOD | SBRT | SBTH | SBLT | WBRT | WBTH | WBLT | NBRT | NBTH | NBLT | EBRT | EBTH | EBLT | TOTAL |
| 400-500 | 17 | 936 | 387 | 0 | 0 | 0 | 249 | 851 | 11 | 11 | 158 | 6 | 2626 |
| 415-515 | 16 | 990 | 377 | 0 | 0 | 0 | 248 | 830 | 11 | 8 | 186 | 4 | 2670 |
| 430-530 | 16 | 993 | 357 | 0 | 0 | 0 | 261 | 866 | 10 | 7 | 202 | 4 | 2716 |
| 445-545 | 21 | 1029 | 373 | 0 | 0 | 0 | 262 | 923 | 6 | 7 | 200 | 6 | 2827 |
| 500-600 | 16 | 1102 | 381 | 0 | 0 | 0 | 227 | 916 | 4 | 5 | 196 | 6 | 2853 |

PM PEAK HOUR: 500-600



| PEDESTRIAN COUNTS | | | | | |
|-------------------|-----------|----------|-----------|----------|-------|
| 15 MIN COUNTS | NORTH LEG | EAST LEG | SOUTH LEG | WEST LEG | TOTAL |
| PERIOD | NORTH LEG | EAST LEG | SOUTH LEG | WEST LEG | TOTAL |
| 400-415 | 2 | 6 | 1 | 3 | 12 |
| 415-430 | 0 | 6 | 0 | 8 | 14 |
| 430-445 | 0 | 1 | 0 | 4 | 5 |
| 445-500 | 5 | 3 | 7 | 7 | 22 |
| 500-515 | 0 | 3 | 0 | 1 | 4 |
| 515-530 | 0 | 0 | 0 | 1 | 1 |
| 530-545 | 1 | 3 | 1 | 0 | 5 |
| 545-600 | 1 | 5 | 3 | 0 | 9 |
| HOURLY TOTALS | NORTH LEG | EAST LEG | SOUTH LEG | WEST LEG | TOTAL |
| PERIOD | NORTH LEG | EAST LEG | SOUTH LEG | WEST LEG | TOTAL |
| 400-500 | 7 | 16 | 8 | 22 | 53 |
| 415-515 | 5 | 13 | 7 | 20 | 45 |
| 430-530 | 5 | 7 | 7 | 13 | 32 |
| 445-545 | 6 | 9 | 8 | 9 | 32 |
| 500-600 | 2 | 11 | 4 | 2 | 19 |

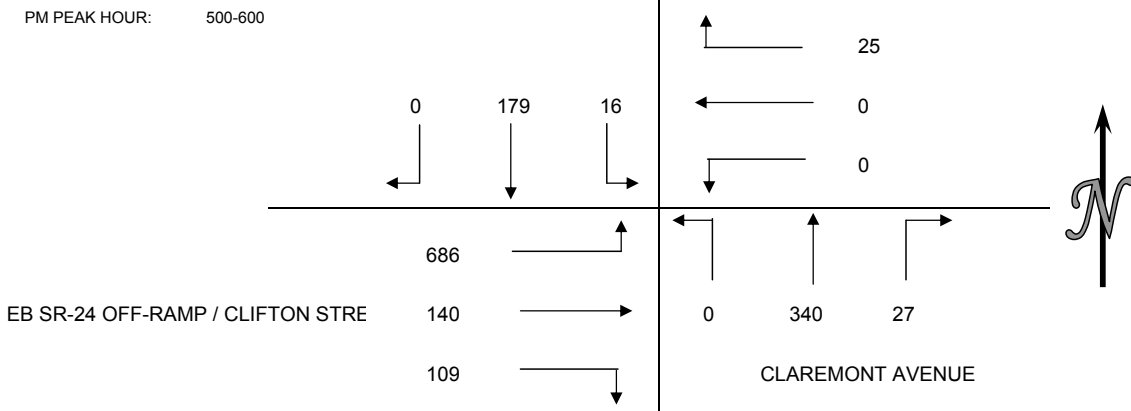
| BICYCLE COUNTS | | | | | |
|----------------|-----------|----------|-----------|----------|-------|
| 15 MIN COUNTS | NORTH LEG | EAST LEG | SOUTH LEG | WEST LEG | TOTAL |
| PERIOD | NORTH LEG | EAST LEG | SOUTH LEG | WEST LEG | TOTAL |
| 400-415 | 1 | 2 | 2 | 0 | 5 |
| 415-430 | 0 | 2 | 1 | 0 | 3 |
| 430-445 | 0 | 2 | 1 | 1 | 4 |
| 445-500 | 0 | 3 | 3 | 2 | 8 |
| 500-515 | 0 | 2 | 6 | 4 | 12 |
| 515-530 | 0 | 5 | 3 | 2 | 10 |
| 530-545 | 1 | 2 | 2 | 1 | 6 |
| 545-600 | 0 | 6 | 2 | 3 | 11 |
| HOURLY TOTALS | NORTH LEG | EAST LEG | SOUTH LEG | WEST LEG | TOTAL |
| PERIOD | NORTH LEG | EAST LEG | SOUTH LEG | WEST LEG | TOTAL |
| 400-500 | 1 | 9 | 7 | 3 | 20 |
| 415-515 | 0 | 9 | 11 | 7 | 27 |
| 430-530 | 0 | 12 | 13 | 9 | 34 |
| 445-545 | 1 | 12 | 14 | 9 | 36 |
| 500-600 | 1 | 15 | 13 | 10 | 39 |

INTERSECTION CAR/PED/BIKE TRAFFIC COUNT RESULTS SUMMARY

CLIENT: DKS ASSOCIATES
 INTERSECTION: N/S CLAREMONT AVENUE
 E/W EB SR-24 OFF-RAMP / CLIFTON STREET

DATE: TUESDAY, FEBRUARY 13, 2007
 PERIOD: 4:00 PM TO 6:00 PM

| VEHICLE COUNTS | | | | | | | | | | | | | |
|----------------|------|------|------|------|------|------|------|------|------|------|------|------|-------|
| 15 MIN COUNTS | 1 | 2 | 3 | 4 | 5 | 6 | 7 | 8 | 9 | 10 | 11 | 12 | TOTAL |
| PERIOD | SBRT | SBTH | SBLT | WBRT | WBTH | WBLT | NBRT | NBTH | NBLT | EBRT | EBTH | EBLT | TOTAL |
| 400-415 | 0 | 28 | 0 | 3 | 0 | 0 | 4 | 37 | 0 | 17 | 19 | 92 | 200 |
| 415-430 | 0 | 37 | 1 | 5 | 0 | 0 | 6 | 41 | 0 | 12 | 21 | 119 | 242 |
| 430-445 | 0 | 39 | 2 | 11 | 0 | 0 | 8 | 66 | 0 | 19 | 16 | 169 | 330 |
| 445-500 | 0 | 47 | 1 | 6 | 0 | 0 | 3 | 60 | 0 | 25 | 33 | 186 | 361 |
| 500-515 | 0 | 38 | 8 | 3 | 0 | 0 | 6 | 73 | 0 | 19 | 29 | 171 | 347 |
| 515-530 | 0 | 51 | 4 | 6 | 0 | 0 | 6 | 97 | 0 | 27 | 38 | 163 | 392 |
| 530-545 | 0 | 51 | 2 | 10 | 0 | 0 | 9 | 93 | 0 | 36 | 30 | 180 | 411 |
| 545-600 | 0 | 39 | 2 | 6 | 0 | 0 | 6 | 77 | 0 | 27 | 43 | 172 | 372 |
| HOURLY TOTALS | 1 | 2 | 3 | 4 | 5 | 6 | 7 | 8 | 9 | 10 | 11 | 12 | TOTAL |
| PERIOD | SBRT | SBTH | SBLT | WBRT | WBTH | WBLT | NBRT | NBTH | NBLT | EBRT | EBTH | EBLT | TOTAL |
| 400-500 | 0 | 151 | 4 | 25 | 0 | 0 | 21 | 204 | 0 | 73 | 89 | 566 | 1133 |
| 415-515 | 0 | 161 | 12 | 25 | 0 | 0 | 23 | 240 | 0 | 75 | 99 | 645 | 1280 |
| 430-530 | 0 | 175 | 15 | 26 | 0 | 0 | 23 | 296 | 0 | 90 | 116 | 689 | 1430 |
| 445-545 | 0 | 187 | 15 | 25 | 0 | 0 | 24 | 323 | 0 | 107 | 130 | 700 | 1511 |
| 500-600 | 0 | 179 | 16 | 25 | 0 | 0 | 27 | 340 | 0 | 109 | 140 | 686 | 1522 |



| PEDESTRIAN COUNTS | | | | | |
|-------------------|-----------|----------|-----------|----------|-------|
| 15 MIN COUNTS | NORTH LEG | EAST LEG | SOUTH LEG | WEST LEG | TOTAL |
| PERIOD | NORTH LEG | EAST LEG | SOUTH LEG | WEST LEG | TOTAL |
| 400-415 | 0 | 3 | 1 | 0 | 4 |
| 415-430 | 0 | 3 | 0 | 0 | 3 |
| 430-445 | 0 | 2 | 0 | 0 | 2 |
| 445-500 | 0 | 0 | 0 | 0 | 0 |
| 500-515 | 0 | 0 | 0 | 0 | 0 |
| 515-530 | 0 | 2 | 0 | 2 | 4 |
| 530-545 | 1 | 2 | 1 | 0 | 4 |
| 545-600 | 0 | 1 | 0 | 1 | 2 |
| HOURLY TOTALS | NORTH LEG | EAST LEG | SOUTH LEG | WEST LEG | TOTAL |
| PERIOD | NORTH LEG | EAST LEG | SOUTH LEG | WEST LEG | TOTAL |
| 400-500 | 0 | 8 | 1 | 0 | 9 |
| 415-515 | 0 | 5 | 0 | 0 | 5 |
| 430-530 | 0 | 4 | 0 | 2 | 6 |
| 445-545 | 1 | 4 | 1 | 2 | 8 |
| 500-600 | 1 | 5 | 1 | 3 | 10 |

| BICYCLE COUNTS | | | | | |
|----------------|-----------|----------|-----------|----------|-------|
| 15 MIN COUNTS | NORTH LEG | EAST LEG | SOUTH LEG | WEST LEG | TOTAL |
| PERIOD | NORTH LEG | EAST LEG | SOUTH LEG | WEST LEG | TOTAL |
| 400-415 | 0 | 0 | 1 | 0 | 1 |
| 415-430 | 0 | 3 | 1 | 1 | 5 |
| 430-445 | 1 | 4 | 0 | 0 | 5 |
| 445-500 | 0 | 0 | 0 | 0 | 0 |
| 500-515 | 0 | 1 | 0 | 1 | 2 |
| 515-530 | 0 | 1 | 0 | 0 | 1 |
| 530-545 | 0 | 1 | 0 | 0 | 1 |
| 545-600 | 1 | 2 | 0 | 0 | 3 |
| HOURLY TOTALS | NORTH LEG | EAST LEG | SOUTH LEG | WEST LEG | TOTAL |
| PERIOD | NORTH LEG | EAST LEG | SOUTH LEG | WEST LEG | TOTAL |
| 400-500 | 1 | 7 | 2 | 1 | 11 |
| 415-515 | 1 | 8 | 1 | 2 | 12 |
| 430-530 | 1 | 6 | 0 | 1 | 8 |
| 445-545 | 0 | 3 | 0 | 1 | 4 |
| 500-600 | 1 | 5 | 0 | 1 | 7 |

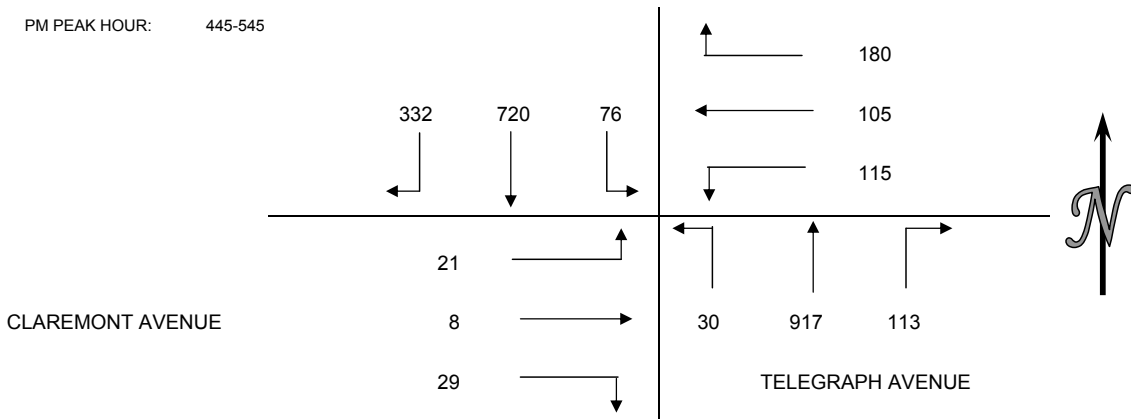
INTERSECTION CAR/PED/BIKE TRAFFIC COUNT RESULTS SUMMARY

CLIENT: DKS ASSOCIATES
 INTERSECTION: N/S TELEGRAPH AVENUE
 E/W CLAREMONT AVENUE / 52ND STREET

DATE: TUESDAY, FEBRUARY 13, 2007
 PERIOD: 4:00 PM TO 6:00 PM

| VEHICLE COUNTS | | | | | | | | | | | | | |
|----------------|------|------|------|------|------|------|------|------|------|------|------|------|-------|
| 15 MIN COUNTS | 1 | 2 | 3 | 4 | 5 | 6 | 7 | 8 | 9 | 10 | 11 | 12 | |
| PERIOD | SBRT | SBTH | SBLT | WBRT | WBTH | WBLT | NBRT | NBTH | NBLT | EBRT | EBTH | EBLT | TOTAL |
| 400-415 | 61 | 160 | 21 | 31 | 21 | 22 | 37 | 189 | 13 | 4 | 5 | 8 | 572 |
| 415-430 | 58 | 124 | 9 | 26 | 25 | 21 | 24 | 143 | 5 | 4 | 1 | 2 | 442 |
| 430-445 | 79 | 143 | 20 | 42 | 43 | 42 | 27 | 203 | 11 | 5 | 0 | 3 | 618 |
| 445-500 | 64 | 159 | 14 | 42 | 28 | 37 | 25 | 198 | 4 | 4 | 3 | 6 | 584 |
| 500-515 | 93 | 168 | 11 | 39 | 29 | 20 | 23 | 213 | 6 | 15 | 3 | 5 | 625 |
| 515-530 | 93 | 208 | 23 | 56 | 24 | 31 | 40 | 240 | 13 | 4 | 1 | 4 | 737 |
| 530-545 | 82 | 185 | 28 | 43 | 24 | 27 | 25 | 266 | 7 | 6 | 1 | 6 | 700 |
| 545-600 | 90 | 118 | 23 | 37 | 22 | 14 | 15 | 224 | 1 | 2 | 1 | 8 | 555 |
| HOURLY TOTALS | 1 | 2 | 3 | 4 | 5 | 6 | 7 | 8 | 9 | 10 | 11 | 12 | |
| PERIOD | SBRT | SBTH | SBLT | WBRT | WBTH | WBLT | NBRT | NBTH | NBLT | EBRT | EBTH | EBLT | TOTAL |
| 400-500 | 262 | 586 | 64 | 141 | 117 | 122 | 113 | 733 | 33 | 17 | 9 | 19 | 2216 |
| 415-515 | 294 | 594 | 54 | 149 | 125 | 120 | 99 | 757 | 26 | 28 | 7 | 16 | 2269 |
| 430-530 | 329 | 678 | 68 | 179 | 124 | 130 | 115 | 854 | 34 | 28 | 7 | 18 | 2564 |
| 445-545 | 332 | 720 | 76 | 180 | 105 | 115 | 113 | 917 | 30 | 29 | 8 | 21 | 2646 |
| 500-600 | 358 | 679 | 85 | 175 | 99 | 92 | 103 | 943 | 27 | 27 | 6 | 23 | 2617 |

PM PEAK HOUR: 445-545



| PEDESTRIAN COUNTS | | | | | |
|-------------------|-----------|----------|-----------|----------|-------|
| 15 MIN COUNTS | NORTH LEG | EAST LEG | SOUTH LEG | WEST LEG | TOTAL |
| PERIOD | | | | | |
| 400-415 | 13 | 0 | 0 | 7 | 20 |
| 415-430 | 6 | 2 | 2 | 7 | 17 |
| 430-445 | 9 | 1 | 0 | 12 | 22 |
| 445-500 | 1 | 0 | 4 | 10 | 15 |
| 500-515 | 11 | 0 | 0 | 16 | 27 |
| 515-530 | 5 | 0 | 0 | 5 | 10 |
| 530-545 | 7 | 5 | 0 | 10 | 22 |
| 545-600 | 7 | 1 | 2 | 4 | 14 |
| HOURLY TOTALS | NORTH LEG | EAST LEG | SOUTH LEG | WEST LEG | TOTAL |
| PERIOD | | | | | |
| 400-500 | 29 | 3 | 6 | 36 | 74 |
| 415-515 | 27 | 3 | 6 | 45 | 81 |
| 430-530 | 26 | 1 | 4 | 43 | 74 |
| 445-545 | 24 | 5 | 4 | 41 | 74 |
| 500-600 | 30 | 6 | 2 | 35 | 73 |

| BICYCLE COUNTS | | | | | |
|----------------|-----------|----------|-----------|----------|-------|
| 15 MIN COUNTS | NORTH LEG | EAST LEG | SOUTH LEG | WEST LEG | TOTAL |
| PERIOD | | | | | |
| 400-415 | 1 | 0 | 0 | 3 | 4 |
| 415-430 | 0 | 1 | 0 | 2 | 3 |
| 430-445 | 1 | 0 | 0 | 3 | 4 |
| 445-500 | 1 | 0 | 0 | 2 | 3 |
| 500-515 | 1 | 0 | 0 | 2 | 3 |
| 515-530 | 1 | 0 | 0 | 2 | 3 |
| 530-545 | 0 | 1 | 2 | 4 | 7 |
| 545-600 | 0 | 0 | 0 | 5 | 5 |
| HOURLY TOTALS | NORTH LEG | EAST LEG | SOUTH LEG | WEST LEG | TOTAL |
| PERIOD | | | | | |
| 400-500 | 3 | 1 | 0 | 10 | 14 |
| 415-515 | 3 | 1 | 0 | 9 | 13 |
| 430-530 | 4 | 0 | 0 | 9 | 13 |
| 445-545 | 3 | 1 | 2 | 10 | 16 |
| 500-600 | 2 | 1 | 2 | 13 | 18 |

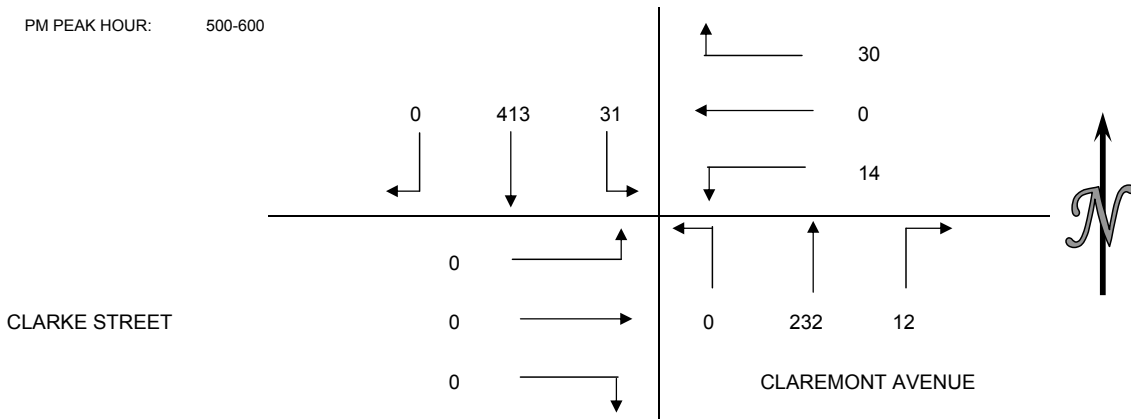
INTERSECTION CAR/PED/BIKE TRAFFIC COUNT RESULTS SUMMARY

CLIENT: DKS ASSOCIATES
 INTERSECTION: N/S CLAREMONT AVENUE
 E/W CLARK STREET

DATE: TUESDAY, FEBRUARY 13, 2007
 PERIOD: 4:00 PM TO 6:00 PM

| VEHICLE COUNTS | | | | | | | | | | | | | |
|----------------|------|------|------|------|------|------|------|------|------|------|------|------|-------|
| 15 MIN COUNTS | 1 | 2 | 3 | 4 | 5 | 6 | 7 | 8 | 9 | 10 | 11 | 12 | TOTAL |
| PERIOD | SBRT | SBTH | SBLT | WBRT | WBTH | WBLT | NBRT | NBTH | NBLT | EBRT | EBTH | EBLT | TOTAL |
| 400-415 | 0 | 99 | 4 | 10 | 0 | 7 | 3 | 44 | 0 | 0 | 0 | 0 | 167 |
| 415-430 | 0 | 75 | 9 | 7 | 0 | 3 | 5 | 37 | 0 | 0 | 0 | 0 | 136 |
| 430-445 | 0 | 107 | 4 | 2 | 0 | 3 | 3 | 56 | 0 | 0 | 0 | 0 | 175 |
| 445-500 | 0 | 100 | 6 | 10 | 0 | 3 | 3 | 50 | 0 | 0 | 0 | 0 | 172 |
| 500-515 | 0 | 104 | 1 | 5 | 0 | 3 | 2 | 36 | 0 | 0 | 0 | 0 | 151 |
| 515-530 | 0 | 94 | 10 | 4 | 0 | 4 | 1 | 46 | 0 | 0 | 0 | 0 | 159 |
| 530-545 | 0 | 105 | 12 | 14 | 0 | 4 | 4 | 83 | 0 | 0 | 0 | 0 | 222 |
| 545-600 | 0 | 110 | 8 | 7 | 0 | 3 | 5 | 67 | 0 | 0 | 0 | 0 | 200 |
| HOURLY TOTALS | 1 | 2 | 3 | 4 | 5 | 6 | 7 | 8 | 9 | 10 | 11 | 12 | TOTAL |
| PERIOD | SBRT | SBTH | SBLT | WBRT | WBTH | WBLT | NBRT | NBTH | NBLT | EBRT | EBTH | EBLT | TOTAL |
| 400-500 | 0 | 381 | 23 | 29 | 0 | 16 | 14 | 187 | 0 | 0 | 0 | 0 | 650 |
| 415-515 | 0 | 386 | 20 | 24 | 0 | 12 | 13 | 179 | 0 | 0 | 0 | 0 | 634 |
| 430-530 | 0 | 405 | 21 | 21 | 0 | 13 | 9 | 188 | 0 | 0 | 0 | 0 | 657 |
| 445-545 | 0 | 403 | 29 | 33 | 0 | 14 | 10 | 215 | 0 | 0 | 0 | 0 | 704 |
| 500-600 | 0 | 413 | 31 | 30 | 0 | 14 | 12 | 232 | 0 | 0 | 0 | 0 | 732 |

PM PEAK HOUR: 500-600



| PEDESTRIAN COUNTS | | | | | |
|-------------------|-----------|----------|-----------|----------|-------|
| 15 MIN COUNTS | NORTH LEG | EAST LEG | SOUTH LEG | WEST LEG | TOTAL |
| PERIOD | NORTH LEG | EAST LEG | SOUTH LEG | WEST LEG | TOTAL |
| 400-415 | 0 | 24 | 0 | 7 | 31 |
| 415-430 | 0 | 15 | 0 | 4 | 19 |
| 430-445 | 0 | 9 | 0 | 17 | 26 |
| 445-500 | 0 | 24 | 0 | 16 | 40 |
| 500-515 | 0 | 8 | 0 | 3 | 11 |
| 515-530 | 0 | 19 | 0 | 7 | 26 |
| 530-545 | 0 | 30 | 0 | 10 | 40 |
| 545-600 | 0 | 24 | 0 | 5 | 29 |
| HOURLY TOTALS | NORTH LEG | EAST LEG | SOUTH LEG | WEST LEG | TOTAL |
| PERIOD | NORTH LEG | EAST LEG | SOUTH LEG | WEST LEG | TOTAL |
| 400-500 | 0 | 72 | 0 | 44 | 116 |
| 415-515 | 0 | 56 | 0 | 40 | 96 |
| 430-530 | 0 | 60 | 0 | 43 | 103 |
| 445-545 | 0 | 81 | 0 | 36 | 117 |
| 500-600 | 0 | 81 | 0 | 25 | 106 |

| BICYCLE COUNTS | | | | | |
|----------------|-----------|----------|-----------|----------|-------|
| 15 MIN COUNTS | NORTH LEG | EAST LEG | SOUTH LEG | WEST LEG | TOTAL |
| PERIOD | NORTH LEG | EAST LEG | SOUTH LEG | WEST LEG | TOTAL |
| 400-415 | 0 | 3 | 0 | 0 | 3 |
| 415-430 | 0 | 3 | 0 | 1 | 4 |
| 430-445 | 0 | 2 | 0 | 0 | 2 |
| 445-500 | 0 | 1 | 0 | 2 | 3 |
| 500-515 | 0 | 0 | 0 | 3 | 3 |
| 515-530 | 0 | 0 | 0 | 2 | 2 |
| 530-545 | 0 | 0 | 0 | 0 | 0 |
| 545-600 | 0 | 3 | 0 | 1 | 4 |
| HOURLY TOTALS | NORTH LEG | EAST LEG | SOUTH LEG | WEST LEG | TOTAL |
| PERIOD | NORTH LEG | EAST LEG | SOUTH LEG | WEST LEG | TOTAL |
| 400-500 | 0 | 9 | 0 | 3 | 12 |
| 415-515 | 0 | 6 | 0 | 6 | 12 |
| 430-530 | 0 | 3 | 0 | 7 | 10 |
| 445-545 | 0 | 1 | 0 | 7 | 8 |
| 500-600 | 0 | 3 | 0 | 6 | 9 |

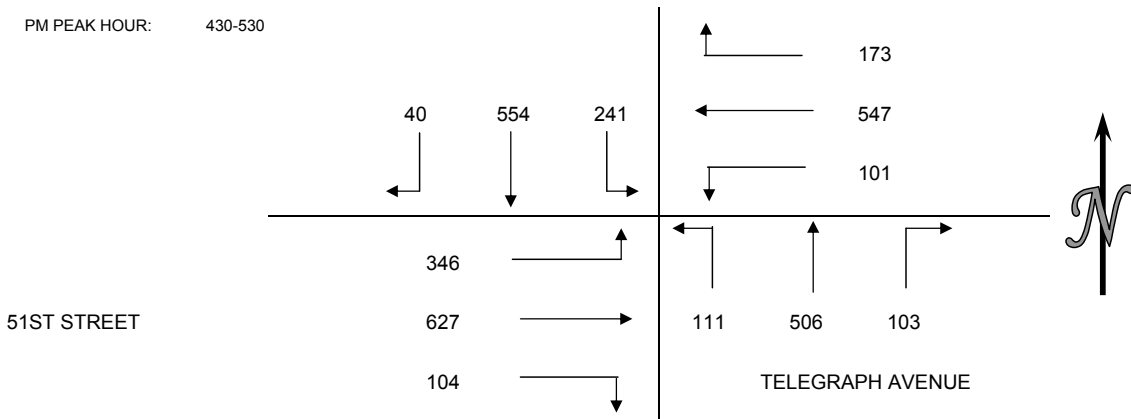
INTERSECTION CAR/PED/BIKE TRAFFIC COUNT RESULTS SUMMARY

CLIENT: DKS ASSOCIATES
 INTERSECTION: N/S TELEGRAPH AVENUE
 E/W 51ST STREET

DATE: TUESDAY, FEBRUARY 13, 2007
 PERIOD: 4:00 PM TO 6:00 PM

| VEHICLE COUNTS | | | | | | | | | | | | | |
|----------------|------|------|------|------|------|------|------|------|------|------|------|------|-------|
| 15 MIN COUNTS | 1 | 2 | 3 | 4 | 5 | 6 | 7 | 8 | 9 | 10 | 11 | 12 | TOTAL |
| PERIOD | SBRT | SBTH | SBLT | WBRT | WBTH | WBLT | NBRT | NBTH | NBLT | EBRT | EBTH | EBLT | TOTAL |
| 400-415 | 17 | 106 | 38 | 38 | 128 | 21 | 19 | 89 | 24 | 29 | 153 | 52 | 714 |
| 415-430 | 9 | 133 | 50 | 53 | 131 | 26 | 18 | 108 | 19 | 19 | 132 | 62 | 760 |
| 430-445 | 5 | 128 | 56 | 41 | 137 | 24 | 23 | 140 | 30 | 27 | 147 | 93 | 851 |
| 445-500 | 11 | 140 | 64 | 45 | 132 | 37 | 28 | 111 | 26 | 31 | 157 | 92 | 874 |
| 500-515 | 12 | 139 | 63 | 45 | 137 | 24 | 30 | 118 | 29 | 28 | 147 | 88 | 860 |
| 515-530 | 12 | 147 | 58 | 42 | 141 | 16 | 22 | 137 | 26 | 18 | 176 | 73 | 868 |
| 530-545 | 6 | 168 | 44 | 53 | 124 | 22 | 26 | 130 | 22 | 28 | 142 | 81 | 846 |
| 545-600 | 4 | 163 | 60 | 59 | 121 | 34 | 34 | 104 | 22 | 21 | 146 | 84 | 852 |
| HOURLY TOTALS | 1 | 2 | 3 | 4 | 5 | 6 | 7 | 8 | 9 | 10 | 11 | 12 | TOTAL |
| PERIOD | SBRT | SBTH | SBLT | WBRT | WBTH | WBLT | NBRT | NBTH | NBLT | EBRT | EBTH | EBLT | TOTAL |
| 400-500 | 42 | 507 | 208 | 177 | 528 | 108 | 88 | 448 | 99 | 106 | 589 | 299 | 3199 |
| 415-515 | 37 | 540 | 233 | 184 | 537 | 111 | 99 | 477 | 104 | 105 | 583 | 335 | 3345 |
| 430-530 | 40 | 554 | 241 | 173 | 547 | 101 | 103 | 506 | 111 | 104 | 627 | 346 | 3453 |
| 445-545 | 41 | 594 | 229 | 185 | 534 | 99 | 106 | 496 | 103 | 105 | 622 | 334 | 3448 |
| 500-600 | 34 | 617 | 225 | 199 | 523 | 96 | 112 | 489 | 99 | 95 | 611 | 326 | 3426 |

PM PEAK HOUR: 430-530



| PEDESTRIAN COUNTS | | | | | |
|-------------------|-----------|----------|-----------|----------|-------|
| 15 MIN COUNTS | NORTH LEG | EAST LEG | SOUTH LEG | WEST LEG | TOTAL |
| PERIOD | NORTH LEG | EAST LEG | SOUTH LEG | WEST LEG | TOTAL |
| 400-415 | 3 | 19 | 8 | 15 | 45 |
| 415-430 | 12 | 8 | 11 | 23 | 54 |
| 430-445 | 4 | 9 | 4 | 9 | 26 |
| 445-500 | 6 | 14 | 7 | 11 | 38 |
| 500-515 | 8 | 21 | 4 | 13 | 46 |
| 515-530 | 12 | 17 | 11 | 17 | 57 |
| 530-545 | 5 | 12 | 8 | 19 | 44 |
| 545-600 | 6 | 14 | 7 | 9 | 36 |
| HOURLY TOTALS | NORTH LEG | EAST LEG | SOUTH LEG | WEST LEG | TOTAL |
| PERIOD | NORTH LEG | EAST LEG | SOUTH LEG | WEST LEG | TOTAL |
| 400-500 | 25 | 50 | 30 | 58 | 163 |
| 415-515 | 30 | 52 | 26 | 56 | 164 |
| 430-530 | 30 | 61 | 26 | 50 | 167 |
| 445-545 | 31 | 64 | 30 | 60 | 185 |
| 500-600 | 31 | 64 | 30 | 58 | 183 |

| BICYCLE COUNTS | | | | | |
|----------------|-----------|----------|-----------|----------|-------|
| 15 MIN COUNTS | NORTH LEG | EAST LEG | SOUTH LEG | WEST LEG | TOTAL |
| PERIOD | NORTH LEG | EAST LEG | SOUTH LEG | WEST LEG | TOTAL |
| 400-415 | 1 | 2 | 1 | 3 | 7 |
| 415-430 | 0 | 3 | 2 | 4 | 9 |
| 430-445 | 0 | 2 | 0 | 3 | 5 |
| 445-500 | 1 | 3 | 0 | 8 | 12 |
| 500-515 | 1 | 3 | 2 | 7 | 13 |
| 515-530 | 0 | 11 | 4 | 7 | 22 |
| 530-545 | 3 | 5 | 1 | 2 | 11 |
| 545-600 | 2 | 6 | 0 | 5 | 13 |
| HOURLY TOTALS | NORTH LEG | EAST LEG | SOUTH LEG | WEST LEG | TOTAL |
| PERIOD | NORTH LEG | EAST LEG | SOUTH LEG | WEST LEG | TOTAL |
| 400-500 | 2 | 10 | 3 | 18 | 33 |
| 415-515 | 2 | 11 | 4 | 22 | 39 |
| 430-530 | 2 | 19 | 6 | 25 | 52 |
| 445-545 | 5 | 22 | 7 | 24 | 58 |
| 500-600 | 6 | 25 | 7 | 21 | 59 |

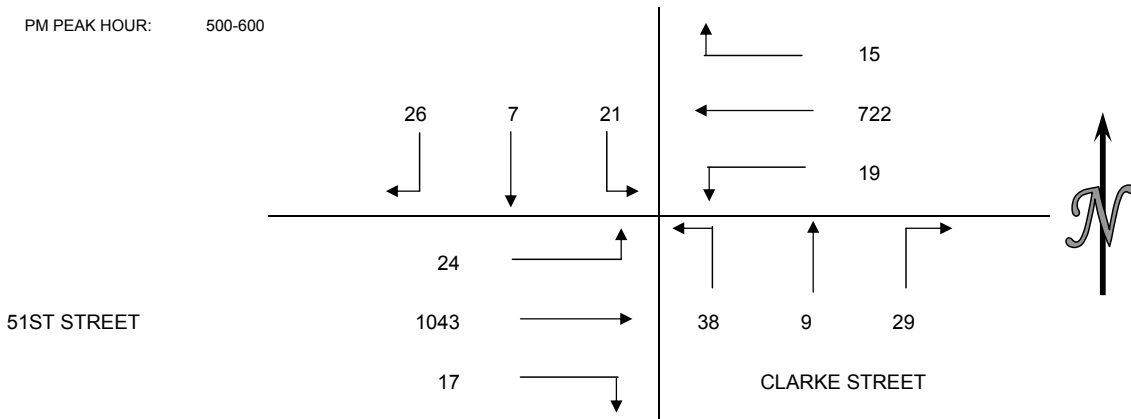
INTERSECTION CAR/PED/BIKE TRAFFIC COUNT RESULTS SUMMARY

CLIENT: DKS ASSOCIATES
 INTERSECTION: N/S CLARKE STREET
 E/W 51ST STREET

DATE: TUESDAY, FEBRUARY 13, 2007
 PERIOD: 4:00 PM TO 6:00 PM

| VEHICLE COUNTS | | | | | | | | | | | | | |
|----------------|------|------|------|------|------|------|------|------|------|------|------|------|-------|
| 15 MIN COUNTS | 1 | 2 | 3 | 4 | 5 | 6 | 7 | 8 | 9 | 10 | 11 | 12 | |
| PERIOD | SBRT | SBTH | SBLT | WBRT | WBTH | WBLT | NBRT | NBTH | NBLT | EBRT | EBTH | EBLT | TOTAL |
| 400-415 | 2 | 1 | 1 | 5 | 166 | 4 | 1 | 0 | 2 | 6 | 196 | 6 | 390 |
| 415-430 | 4 | 2 | 4 | 11 | 209 | 6 | 6 | 1 | 1 | 4 | 190 | 2 | 440 |
| 430-445 | 8 | 2 | 2 | 5 | 200 | 5 | 1 | 1 | 2 | 2 | 209 | 5 | 442 |
| 445-500 | 5 | 1 | 2 | 1 | 175 | 6 | 4 | 1 | 1 | 5 | 229 | 5 | 435 |
| 500-515 | 5 | 1 | 7 | 3 | 188 | 4 | 11 | 1 | 8 | 5 | 268 | 3 | 504 |
| 515-530 | 8 | 2 | 7 | 4 | 198 | 6 | 5 | 3 | 14 | 5 | 246 | 11 | 509 |
| 530-545 | 5 | 1 | 5 | 2 | 166 | 5 | 6 | 3 | 2 | 2 | 239 | 3 | 439 |
| 545-600 | 8 | 3 | 2 | 6 | 170 | 4 | 7 | 2 | 14 | 5 | 290 | 7 | 518 |
| HOURLY TOTALS | 1 | 2 | 3 | 4 | 5 | 6 | 7 | 8 | 9 | 10 | 11 | 12 | |
| PERIOD | SBRT | SBTH | SBLT | WBRT | WBTH | WBLT | NBRT | NBTH | NBLT | EBRT | EBTH | EBLT | TOTAL |
| 400-500 | 19 | 6 | 9 | 22 | 750 | 21 | 12 | 3 | 6 | 17 | 824 | 18 | 1707 |
| 415-515 | 22 | 6 | 15 | 20 | 772 | 21 | 22 | 4 | 12 | 16 | 896 | 15 | 1821 |
| 430-530 | 26 | 6 | 18 | 13 | 761 | 21 | 21 | 6 | 25 | 17 | 952 | 24 | 1890 |
| 445-545 | 23 | 5 | 21 | 10 | 727 | 21 | 26 | 8 | 25 | 17 | 982 | 22 | 1887 |
| 500-600 | 26 | 7 | 21 | 15 | 722 | 19 | 29 | 9 | 38 | 17 | 1043 | 24 | 1970 |

PM PEAK HOUR: 500-600



| PEDESTRIAN COUNTS | | | | | |
|-------------------|-----------|----------|-----------|----------|-------|
| 15 MIN COUNTS | NORTH LEG | EAST LEG | SOUTH LEG | WEST LEG | TOTAL |
| PERIOD | | | | | |
| 400-415 | 0 | 0 | 3 | 0 | 3 |
| 415-430 | 3 | 0 | 1 | 1 | 5 |
| 430-445 | 0 | 2 | 4 | 0 | 6 |
| 445-500 | 0 | 0 | 0 | 1 | 1 |
| 500-515 | 3 | 3 | 0 | 5 | 11 |
| 515-530 | 0 | 1 | 0 | 0 | 1 |
| 530-545 | 4 | 0 | 0 | 0 | 4 |
| 545-600 | 4 | 0 | 0 | 0 | 4 |
| HOURLY TOTALS | NORTH LEG | EAST LEG | SOUTH LEG | WEST LEG | TOTAL |
| PERIOD | | | | | |
| 400-500 | 3 | 2 | 8 | 2 | 15 |
| 415-515 | 6 | 5 | 5 | 7 | 23 |
| 430-530 | 3 | 6 | 4 | 6 | 19 |
| 445-545 | 7 | 4 | 0 | 6 | 17 |
| 500-600 | 11 | 4 | 0 | 5 | 20 |

| BICYCLE COUNTS | | | | | |
|----------------|-----------|----------|-----------|----------|-------|
| 15 MIN COUNTS | NORTH LEG | EAST LEG | SOUTH LEG | WEST LEG | TOTAL |
| PERIOD | | | | | |
| 400-415 | 0 | 0 | 1 | 4 | 5 |
| 415-430 | 0 | 0 | 0 | 0 | 0 |
| 430-445 | 1 | 0 | 0 | 1 | 2 |
| 445-500 | 0 | 0 | 0 | 2 | 2 |
| 500-515 | 0 | 0 | 0 | 1 | 1 |
| 515-530 | 0 | 0 | 1 | 0 | 1 |
| 530-545 | 0 | 0 | 1 | 0 | 1 |
| 545-600 | 1 | 0 | 2 | 0 | 3 |
| HOURLY TOTALS | NORTH LEG | EAST LEG | SOUTH LEG | WEST LEG | TOTAL |
| PERIOD | | | | | |
| 400-500 | 1 | 0 | 1 | 7 | 9 |
| 415-515 | 1 | 0 | 0 | 4 | 5 |
| 430-530 | 1 | 0 | 1 | 4 | 6 |
| 445-545 | 0 | 0 | 2 | 3 | 5 |
| 500-600 | 1 | 0 | 4 | 1 | 6 |